



WHEN THE DEMAND IS NON-STOP

HIAB CONTINUOUS SLEWING FOR 30-40™ CRANES



LAUNCH BROCHURE

LET NOTHING STOP YOU



Some jobs simply demand more. And when they do, you need your time for moving the load – not your truck.

HIAB big cranes with continuous slewing give you 360° of total freedom, plus the right boom and jib options for construction, transport and specialist work.



All-round benefits

Continuous slewing is just one part of a complete package, in which every part of the crane is fully optimised. Anywhere you turn your big crane, you can count on smooth response and precise control, so that you can work smarter and faster.

Add the reliability and unbeatable lifetime that HIAB stands for, and you have a crane that truly keeps on going.

Part of a big family

The HIAB family of big cranes is large – and growing. Whether you want exceptional reach and precision for delicate work or extra muscle for large, bulky items, we have a big crane to match.

The cranes in this brochure add continuous slewing to the long list of HIAB big crane advantages.

BUILT TO PERFORM

HIAB big cranes with continuous slewing are built to perform, letting nothing stand in the way of your productivity. With outreach, control, strength and weight that are fully optimised for your workload, they deliver each and every time. Non-stop.

360° of efficiency

With their ability to move unhindered in a full circle and beyond, HIAB big cranes with continuous slewing ensure faster load cycle times. You avoid not only needless backtracking, but also unnecessary and potentially unsafe stops. Anything you need to move is in close and easy reach, no matter where you turn.

Designed for their duty

Like all HIAB big cranes, our cranes with continuous slewing are fully adapted for your task. Whether you need controlled strength at long outreach or greater power close to the truck, your crane is configured match. Purpose-built design gets more from the same steel structure, and the fine-tuned hydraulics ensure smooth operation with no surprises.

In total control

Full control over your load is vital, no matter if you work at maximum outreach or handle heavy bulk in a confined area. Our HIAB valve technology distributes a high flow of oil that allows rapid movements, with load sensing and pressure compensation that further increase your speed. By taking full advantage of the state-of-the-art HiPro control system, an expert operator can get more loads moved in far less time.

Rugged reliability

HIAB big cranes with continuous slewing are built for uninterrupted work, with high-tensile steel, high-quality parts, reliable seals and protective covers that resist weather and impact. Each undergoes a punishing series of laboratory tests and field trials that far exceed the requirements of European machinery directives and standards.



**BUILT TO
PERFORM**

IN THE DRIVER'S SEAT

HIAB big cranes put you in control and keep you focused. Key features ensure safety in all operations, with smooth, precise and trouble-free load handling.

Whatever you lift and wherever you turn, you have everything you need to do the job right.



Putting safety first

Safety is always top priority – both for the operator and for others nearby. HIAB big cranes are packed with innovative safety features, leaving you free to focus on the job. One such feature is VSL^{PLUS}, which uses the position of the stabiliser legs and the total weight of the truck to calculate maximum safe crane capacity.

Protecting the crane

The safety of your crane is important as well. The Boom Deployment Assistant (BDA) monitors the angle and position of the boom during folding and unfolding, preventing any movements that might cause damage to the crane.

Steering performance

Comfort and control go hand in hand with safety. HIAB big cranes provide smooth and accurate response, especially when equipped with industry-leading HiPro control. With HiPro, all key features are fully integrated into the control system, including the auxiliary legs.

Dedicated design

Above all, HIAB big cranes are uncompromisingly adapted to their applications. When your crane is specifically designed for what you do, you can do your work more quickly, smartly and safely.

Beyond its continuous slewing, your big crane can be customised with the right boom, jib options and more to suit your particular tasks. And with HIAB operator training, you can learn to use it even more efficiently.


NON-STOP ADVANTAGES

HIAB big cranes with continuous slewing provide more than just 360° of freedom. They give you responsive control and other features that let you make the most of it.

HIAB HiPro keeps you in control with pinpoint precision

The best crane is only complete with the best control technology. HIAB HiPro is simply the most advanced remote control system in the industry. Operated by lever or joystick, it has a built-in intelligence system for exceptionally precise load handling.

In addition to capacity-increasing Automatic Speed Control (ASC), HIAB HiPro features Pump Flow Distribution (PFD) for super-smooth operation. By evenly distributing the oil in proportion to your control movements, PFD prevents sudden and unanticipated load accelerations.



Continuous slewing


Continuous slewing allows the crane boom to be manoeuvred in 360° and beyond, which eliminates backtracking and unnecessary stops. By providing access to the load in the best possible way, it ensures greater safety and faster load cycle times.



Auxiliary legs

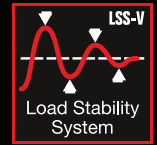
Automatic Speed Control (ASC)

Easy tilting of stabiliser legs



Load Stability System (LSS)

LSS automatically dampens abrupt stops that could otherwise cause the load to swing. This makes crane operation faster and smoother and helps protect the cargo, the vehicle and the work environment in the vicinity of the crane against potential damage.



Pump Flow Distribution (PFD)

Continuous slewing

Endless slewing

