



**HIAB ACCESSORIES
FOR CRANES**



CONTENTS

Application tools

Rotators	6
Tool exchanging	14
Clamshell buckets	18
Grapples	34
Polyp grapples	44
Multibrush	50
Pallet forks	54
Wallboard forks	64
Brick grabs	66
Cross lift	72
Personnel baskets	74
Waste container discharge units	76
Hydraulic hook	80
Barrier lifters	81
Manipulators	82
Wire mesh attachment	84
Earth drills and augers	86

Mounting accessories

Oil Pumps	88
Oil Tanks	97
Auxiliary stabilisers	103
Stabiliser pads	123
Power packs	124
ePTO	126



UNLOCK THE FULL POTENTIAL OF YOUR HIAB CRANE WITH OUR COMPREHENSIVE RANGE OF ACCESSORIES

Looking to take your Hiab crane to the next level? Look no further, with our high-quality accessories, you'll be able to tackle any task with ease, boost your earning potential, and achieve your business goals faster than ever before.

Our portfolio includes a wide range of mounting accessories and crane application tools that can help you optimise the performance of your crane and unlock its full potential. From variable pumps to cyclone oil tanks and auxiliary stabilisers, our mounting accessories are designed to ensure that your crane operates at maximum efficiency, giving you the power and precision you need to tackle any task.

But we don't stop there. Our crane application tools are specifically designed to help you extend the versatility of

your crane, allowing you to take on a wider range of applications and boost your earning potential. Whether you need pallet forks, buckets, log grapples, or other attachments, our crane application tools are guaranteed to enhance your crane's flexibility and earning potential, making it an even more valuable asset to your business.

At Hiab, we stand behind the quality of our Hiab Accessories with our guaranteed performance promise. All of our core components are backed by a two-year standard warranty, giving you the peace of mind you need to invest in our accessories with confidence. Exceptions are the crane tip accessories fitted on forestry cranes and recycling cranes that have a warranty period of one year.



HIAB ROTATORS

ENSURING PREDICTABLE ROTATION

Giving it rotation

The rotator is an important, often overlooked, workhorse in load-handling solutions. A reliable, precise and sturdy rotator is a must when handling loads, especially heavy or bulky ones – with great precision. A wide range of rotators is available, to ensure there is always one appropriate for your needs. Turning motion comes via a gear-type or vane-type

rotator. The gear-type enables a somewhat higher degree of precision in its movements. As well as different drive types you can choose between a shaft- or flange attachment, the latter giving the most firm and direct connection to an accessory.



FLANGE ATTACHMENT

The flange attachment offers a more compact and rigid attachment, since the rotator is bolted directly onto the tool. It provides more protection from oil leakage if the connections located underneath the rotator are used.



SHAFT ATTACHMENT

The shaft attachment offers a more versatile solution, where several tools can be used with the same rotator. The tool is connected and disconnected with a pin. The rotator shaft comes in various dimensions from 49.5 to 69 mm.




PENDELUM DAMPER

A pendulum damper reduces the horizontal swing of the attachment. It can also be retro-fitted to an existing upper suspension.

HIAB ROTATORS 3 TON

Application: Load handling



Technical data	IVR 3 FS	IVR 3	KM03
Part no.*	3382257	3382249	-
Part no.**	3393372	3393381	3395014
Max. load (kg)	3000	3000	3000
Torque (Nm @ MPa)	700 @ 20	700 @ 20	450 @ 32
Drive type	Vane	Vane	Gear
Attachment type	Flange	Shaft	Shaft
Attachment (mm), B	140	Ø 49.5	Ø 49.5
Max. oil pressure (MPa)	25	25	32
Rec. oil flow (l/min)	20	20	25
Hose guard	Yes	Yes	No
Built-in load holding valve	No	No	No
Built-in pressure relief valve	No	No	Yes
Width - incl. hose guard (mm), C	210	210	-
Height (mm), D1	239	257	229
Height package (mm), D2*	378	396	378
Rotator (mm), E1	158	Ø 158	Ø 173
Length - incl. hose guard (mm), E2	234	234	-
Weight package (kg)*	26.5	21.5	29

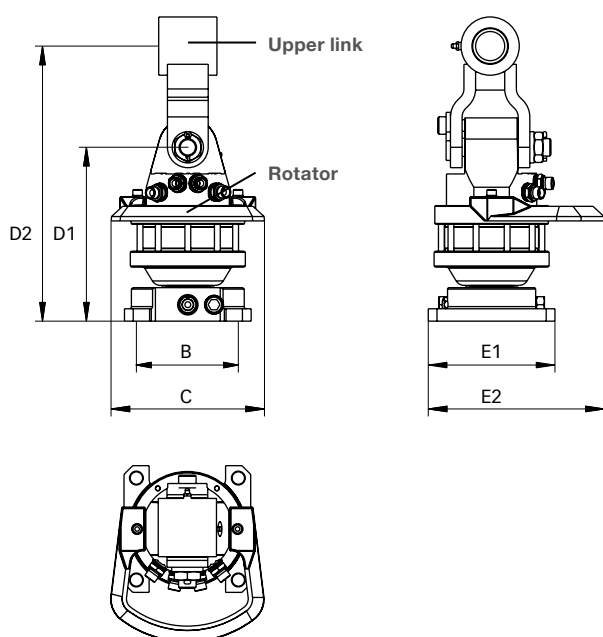
* Package consists of: Short upper link 45/80, rotator

**Package consists of: Short upper link 25/40, rotator

- Connections in: Male JIC 37 3/4-16 UNF (4x)

- Connections out: Female ISO-G 3/8" (2x)

Technical drawing



IVR 3 FS

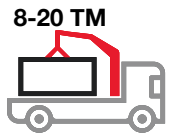
IVR 3 FS



IVR 3



HIAB ROTATORS 4.5 TON



Application: Load handling

Technical data	KM 04 F	KM 04 F140-30US	KM 04 F140-30V	GV 4 E K	IVR 4 FS
Part no.	-	-	-	4625301	-
Part no.*	3380033	3380327	3383539	4645672	3382265
Part no.**	3382320	3382338	3383547	4645673	-
Max. load (kg)	4500	4500	4500	4500	4500
Torque (Nm @ MPa)	850 @ 32	1000 @ 32	850 @ 32	1150 @ 25	1000 @ 20
Drive type	Gear	Gear	Gear	Vane	Vane
Attachment type	Flange	Flange	Flange	Flange	Flange
Attachment (mm), B	140	140	140	140	140
Max. oil pressure (MPa)	32	32	32	25	25
Rec. oil flow (l/min)	25 - 60	25 - 60	25 - 60	12	20
Hose guard	No	No	No	Yes	Yes
Built-in load holding valve	No	No	No	No	No
Built-in pressure relief valve	Yes	Yes	Yes	No	No
Width - incl. hose guard (mm), C	218	237	218	232	210
Height (mm), D1	220	232	220	281	261
Height package (mm), D2*	370	382	370	431	400
Height package (mm), D2**	460	472	460	521	-
Rotator (mm), E1	173	178	173	173	172
Length - incl. hose guard (mm), E2	251	285	251	282	241
Weight	-	-	-	34.4	
Weight package (kg)*	36	41	36	44.4	33
Weight package (kg)**	38	43	38	46.4	-

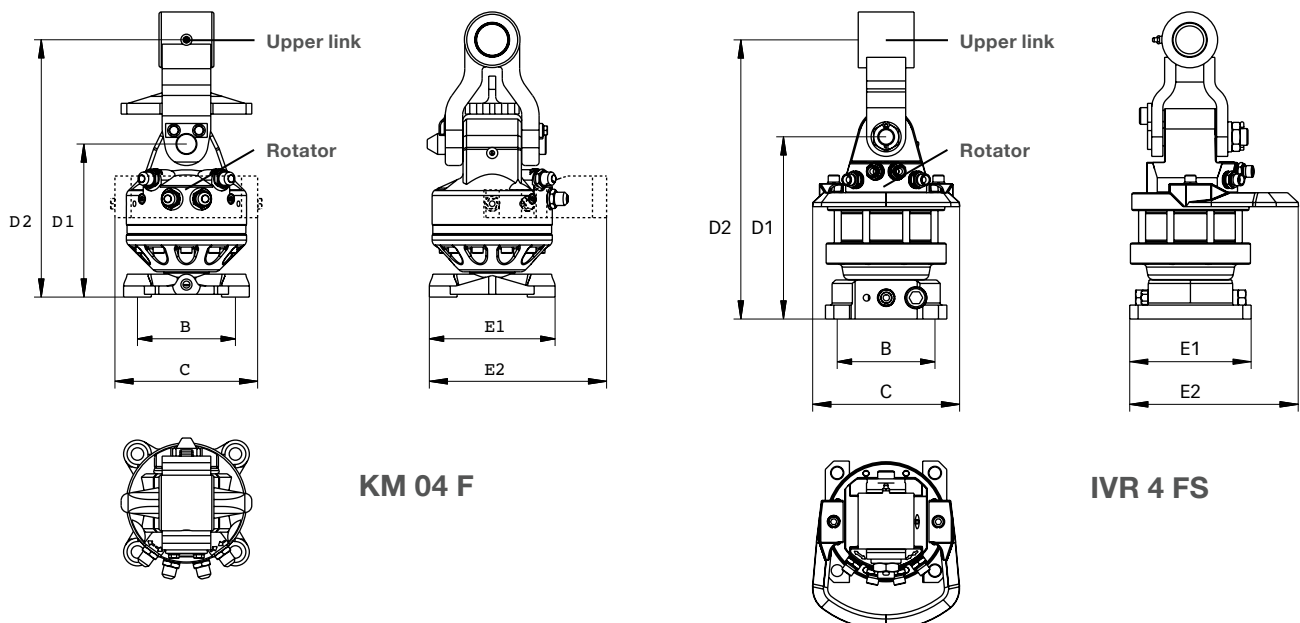
* Package consists of: Short upper link, rotator.

** Package consists of: Long upper link, rotator.

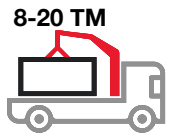
- Connections in: Male JIC 37 3/4-16 UNF (4x)

- Connections out: **KM 04 F**, **KM 04 F140-30US**, **KM 04 F140-30V**
Female M18x1.5 (2x); **IVR 4 FS** Female ISO-G 3/8" (2x)

Technical drawing



HIAB ROTATORS 4.5 TON



Application: Load handling

Technical data	KM 04 S59	KM 04 S62	KM 04 S68	KM 04 S69	IVR 4.59
Part no.*	3397271	3399621	3380041	3380602	3394562
Part no.**	-	-	3382346	3382354	-
Max. load (kg)	4500	4500	4500	4500	4500
Torque (Nm @ MPa)	850 @ 32	850 @ 32	850 @ 32	850 @ 32	1000 @ 20
Drive type	Gear	Gear	Gear	Gear	Vane
Attachment type	Shaft	Shaft	Shaft	Shaft	Shaft
Attachment (mm), B	Ø 59	Ø 62	Ø 68	Ø 69	Ø 59
Angle ports / locking pin	90°	90°	90°	0°	0°
Max. oil pressure (MPa)	32	32	32	32	25
Rec. oil flow (l/min)	25 - 60	25 - 60	25 - 60	25 - 60	20
Hose guard	No	No	No	No	Yes
Built-in load holding valve	No	No	No	No	No
Built-in pressure relief valve	Yes	Yes	Yes	Yes	No
Width - incl. hose guard (mm), C	218	218	218	218	210
Height (mm), D1	242	242	242	257	274
Height package (mm), D2*	392	392	392	407	413
Height package (mm), D2**	-	-	482	497	-
Rotator (mm), E1	Ø 173	Ø 173	Ø 173	Ø 173	Ø 172
Length - incl. hose guard (mm), E2	251	251	251	251	241
Weight package (kg)*	36	36	36	36	29
Weight package (kg)**	38	38	38	38	-

* Package consists of: Short upper link, rotator.

** Package consists of: Long upper link, rotator.

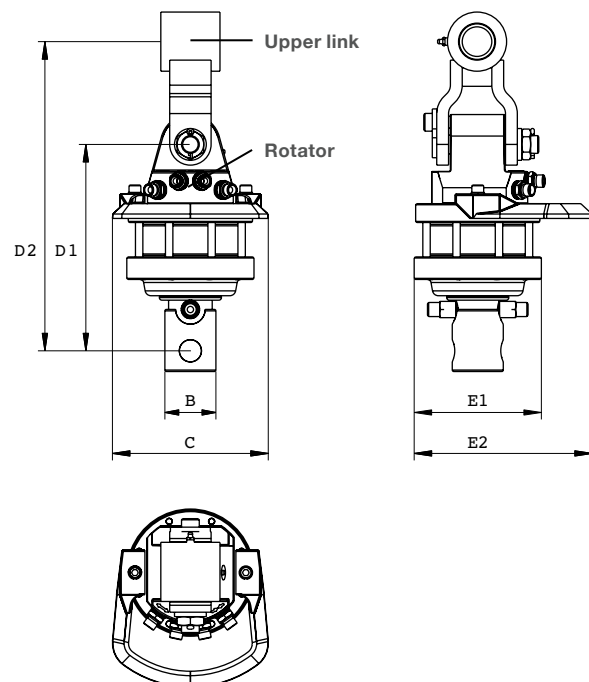
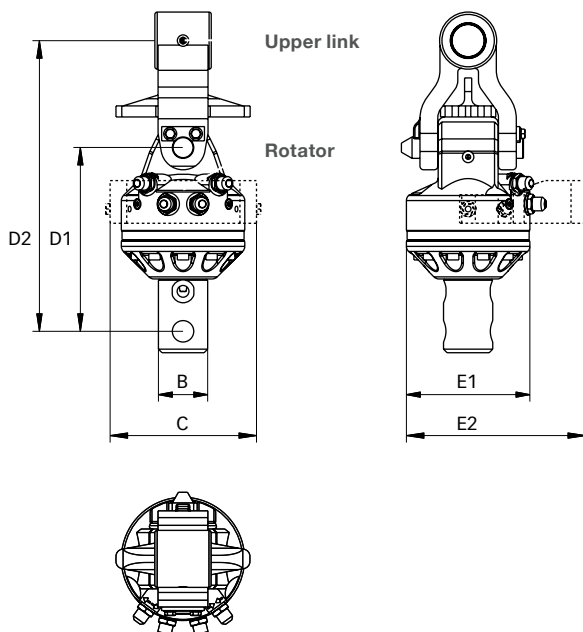
- Connections in: Male JIC 37 3/4-16 UNF (4x)

- Connections out: **KM 04 S68, KM 04 S69** Female M18x1.5 (2x);
IVR 4.69 Female ISO-G 3/8" (2x)

Technical drawing

KM 04S

IVR 4





HIAB ROTATORS 5.5-6 TON

Application: Heavy load handling and recycling



Technical data	KM 06 F	GV 6 A	GV 6Y	IVR 5.68	IVR 5.69
Part no.	-	94102281	4643448	-	-
Part no.*	3380629	4649428	4649430	3394563	4625296
Part no.**	3382281	4649429	4649431	-	-
Max. load (kg)	6000	6000	6000	5500	5500
Torque (Nm @ MPa)	1000 @ 32	1400 @ 20	1400 @ 20	1100 @ 20	1300 @ 20
Drive type	Gear	Vane	Vane	Vane	Vane
Attachment type	Flange	Flange	Flange	Shaft	Shaft
Attachment (mm), B	140	Ø 173	Ø 173	Ø 68	Ø 69
Max. oil pressure (MPa)	32	20	20	30	30
Rec. oil flow (l/min)	25 - 80	25	25	22	22
Hose guard	No	Yes	Yes	Yes	Yes
Built-in load holding valve	No	No	No	Yes	Yes
Built-in pressure relief valve	Yes	No	No	No	No
Width - incl. hose guard (mm), C	237	231	231	No	No
Height (mm), D1	252	300	300	275	275
Height package (mm), D2*	437	450	450	420	420
Height package (mm), D2**	512	540	540	-	-
Rotator (mm), E1	180	Ø 231	Ø 231	Ø 172	Ø 184
Length - incl. hose guard (mm), E2	285	320	298	241	256
Weight.	-	44.9	46	-	-
Weight package (kg)*	49	54.9	56	32.5	26.1
Weight package (kg)**	51	56.9	58	-	-

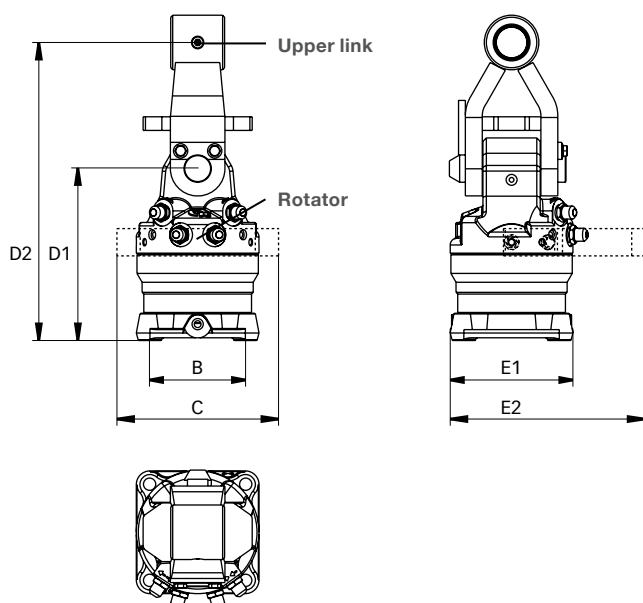
* Package consists of: Short upper link, rotator.

** Package consists of: Long upper link, rotator.

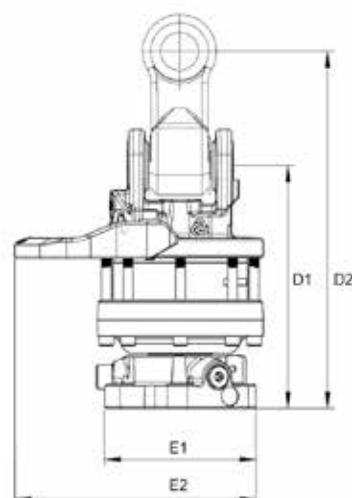
- Connections in: Male JIC 37 3/4-16 UNF (4x)

Technical drawing

KM 06 F



GV 6



ACCESSORIES FOR HIAB ROTATORS

Accessories	Fits with	Part no.
Hose kit, Crane to rotator. 4 pcs, 670 mm.	All	3385477
Hose kit, Crane to rotator. 4 pcs, 1000 mm	All	3391205
Hydraulic quick coupling, 2 pcs, M18x1.5 (26 MPa mobile)	Hose kit, rotator to tool	3386562
Hydraulic quick coupling, 2 pcs, M20x1.5 (32 MPa mobile)	Hose kit, rotator to tool	3386589
Hydraulic quick coupling, to rotator, 2 pcs, M18x1.5 (fixed)	KM 04 S59-S69	3386554
Hydraulic quick coupling, to rotator, fixed kit	KM 04 S59-S69	3386635
Pendulum damper	KM 04, KM 04 F140-30V	3390632
Pendulum damper	KM 04 F140-30US	3390641
Pendulum damper	KM 06	3390659
Quick change system*	KM 04 S59	3394641
Quick change system*	KM 04 S62	3394642
Quick change system*	KM 04 S63	3394643
Quick change system*	KM 04 S68	3386546
Quick change system*	KM 04 S69	9854118
Quick coupling, lower part	KM 505	9854126
Hook for quick coupling, 4 T	KM 505	9859152

* Package consists of: Upper part, lower part, hydraulic quick coupling (to rotator, fixed 2 pcs), hoses to rotator.

Hydraulic quick coupling kit 3386635 for shaft rotator (3386635)



Quick change system


Quick coupling upper part (mounted on shaft rotator)



Quick coupling lower part (mounted on tool)

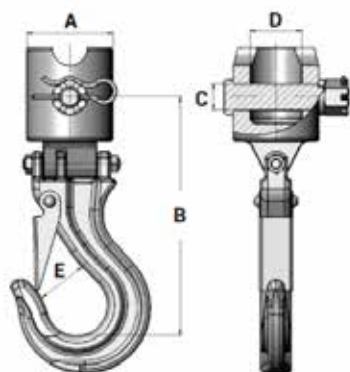


(Assembled)

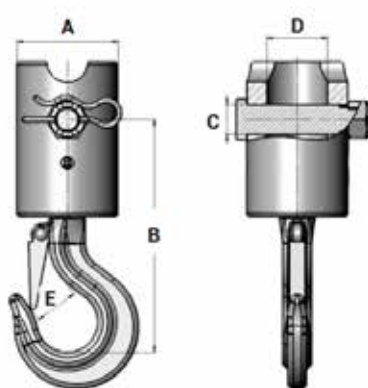


Rotator Hooks					
Part no.	3397392	3397393	3399826	9852433	9874321
Type	Hinged	Hinged	Rigid	Rigid	Rigid
Capacity (kg)	8000	8000	8000	8000	5000
A (mm)	98	98	98	98	87
B (mm)	231	231	267	267	225
C (mm)	30	30	30	30	25
D (mm)	59	69	59	69	50
E (mm)	49	49	49	49	42

Technical drawing for
hinged rotator hook



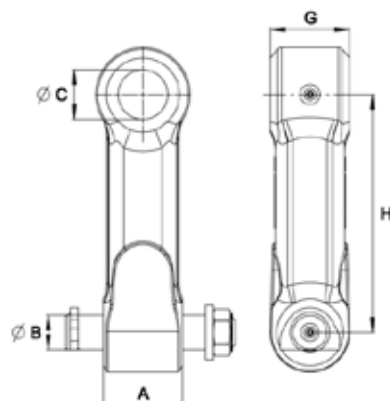
Technical drawing for
rigid rotator hook



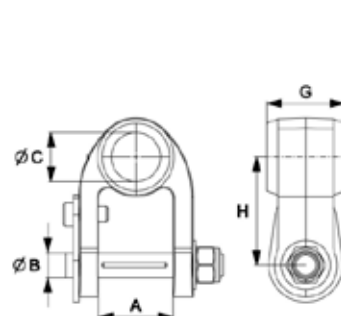
Rotator Links	IVR 3, IVR 4	IVR 5	KM 03	KM 04	KM 06	GV 4, GV 6
Part no. Short	9855637	4625303	9874119	9854037	9857541	4645671
Part no. Long	-	-	-	9854045	9874003	4645670
A (mm)	77	77	62	85	86	80
B (mm)	25	30	25	30	40	35
C (mm)	45	45	45	45	45	45
G (mm)	80	80	79	79	79	80
H (mm) Short / Long	139 / -	145 / -	154 / -	150 / 240	185 / 260	150 / 240

Technical drawing for
rotator links


GV 4, GV 6



IVR, KM



HIAB QUICK COUPLER SYSTEM



CHANGE TOOLS IN **SECONDS**

The next job is just seconds away

With the Hiab ToolXChanger mounted on your crane you can change tools in just a matter of seconds without modification to your crane or other tools in use! This revolutionary device provides a golden opportunity for your business to become more competitive and versatile without effort. The Hiab ToolXChanger utilises only one rotator, thereby

eliminating the need of one rotator for each tool, lowering the overall cost of your equipment significantly.

The Hiab ToolXChanger is provided with an automatic hose quick attachment, which automatically connects the hoses of the hydraulic attachment. No more handling of greasy hoses or quick release couplings.

HIAB TOOLXCHANGER

Application: Load handling

Quick attachment	TX 45M
Package*	3384411
Package**	3384420
Max. lifting capacity (kg)	4500
Max. oil pressure (MPa)	35
Weight package (kg)**	75 / 80

* Package consists of: ToolXChanger™ Quick attachment, KM 04 F, Short upper link.

** Package consists of: ToolXChanger™ Quick attachment, KM 04 F140-30US, Short upper link.

	Quick attachment	Mechanical tool attachment	Hydraulic tool attachment	Tool attachment with Hook
Part no.	9867678	9867694	9867686	3382150
Width (mm)	240	300	300	300
Height (mm)	170	250	250	355
Length (mm)	400	480	480	485
Weight (kg)	40	30	31	40
Total height, connected (mm)**		575 / 590	575 / 590	680 / 695

* ToolXChanger™ Quick attachment & Tool attachment, KM 04 F, Short upper link.

** ToolXChanger™ Quick attachment & Tool attachment, KM 04 F140-30US, Short upper link.

Accessory	Part no.
Parking support	9872469



Parking support

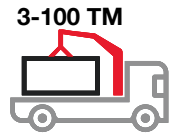
The parking support anchors the ToolXChanger to the crane body during unfolding, folding and transport. We highly recommend utilization of the parking support as it saves valuable time – time otherwise spent unmounting the ToolXChanger ever so often. The standard parking support is adapted to Hiab rotators.

Tool attachment

There are three types of “lower part” accessory attachments: one for mechanical accessories, one for hydraulic accessories and one equipped with a hook. You must equip each accessory with a lower part attachment to be able to connect it to the ToolXChanger.



HIAB MULTICOUPLING



AN EASY CONNECTION

Connect multiple hydraulic lines simultaneously

The MultiCoupling package provides a relatively inexpensive solution for connecting hydraulic accessories to the crane. The MultiCoupling package consists of a fixed part (female connection) and a mobile part (male connection). By connecting the fixed part onto the crane's hydraulic circuit, and the mobile part onto the accessories' input hoses, you can connect several hydraulic lines in one, simple, operation. Reference pins ensure perfect line alignment and

an automatic safety lock safeguards against unintentional disconnection. The release handle has a safety lock, a red push button, that can be fitted on either side of the handle. These features make it possible to switch accessories safely, even under full working pressure. All-in-all MultiCoupling provides a clean, relatively inexpensive and easy way of switching accessories.



Application: Load handling

	Multi-X 10	Multi-X 12,5
Quick coupling complete*	3394786	3394816
Male plate**	3394808	3394832
Mounting bracket	3394981	3394999

*Package including male and female plate, mounting bracket and dust covers.

** Dust cap is included.

Technical data	
Max. working pressure (MPa)	35
Min. burst pressure (MPa)	120
Temperature range	-30°C to +100°C (-22°F to +212°F)
Material female plate	Zink plated steel, anodized aluminium, zink, brass
Material male plate	Zink plated steel, anodized aluminium, brass
Material seal	Nitril (NBR)



MultiCoupling for	Boom tip to accessory	Boom tip to accessory	Boom tip to jib	Vehicle to crane
Package (part no.)*	9874445	9870555	3390951	9874470
Mobile part (part no.)	9874461	9870571	3390977	9874496
Max. oil flow (l/min)	40	70	70	150
Max. oil pressure (MPa)	35	35	35	35
Total number of ports	4	4	8	4
Number of pressure ports	2 (size 3/8")	2 (size 1/2")	4 (size 1/2")	1 (size 1")
Number of return ports	2 (size 3/8")	2 (size 1/2")	4 (size 1/2")	1 (size 1")
Number of drainage/pilot ports	0	0	0	1 (size 1/2")
Number of electric ports	0	0	0	1 (7 poles, max. 13A)

* Package consists of: Fixed part, Mobile part.



HIAB CLAMSHELL BUCKETS



REACH FURTHER WITH A BUCKET

Every bucket has its strong point

Many different buckets are available for your Hiab loader crane. Your choice depends on what your business – current, and future – is focused on. After all, new business ideas and opportunities do present themselves from time to time. Bucket solutions vary from narrow width digging buckets – suitable when deploying cables, through midsize open buckets suitable for lifting branches as well as

digging, and all the way up to large volume scooping buckets, perfect when it comes to shifting large amounts of material. When looking for your ideal solution, bear in mind that the choice of rotator, bolt-on teeth, scrapers, etc. could be the key. Together with the bucket of your choice, they can make up the package most beneficial for your everyday operations.

HIAB KM 604 HPX

An all-round, maintenance free clamshell bucket for digging and handling.



Application: Digging & Filling, Lifting

Technical data	200	250	325	350	450
Package incl. flange rotator (part no.)*	3381803	3381811	3381820	3381838	3381846
Package incl. shaft rotator (part no.)**	3381935	3381943	3381951	3381960	3381978
Volume (litres)	200	250	325	350	450
Width (mm)	400	500	600	650	800
Weight package (kg)*	230	240	265	275	290
Weight package (kg)**	235	245	270	280	295
Max load (kg)	3000	3000	3000	3000	3000
Closing force (kN)	19	19	19	19	19

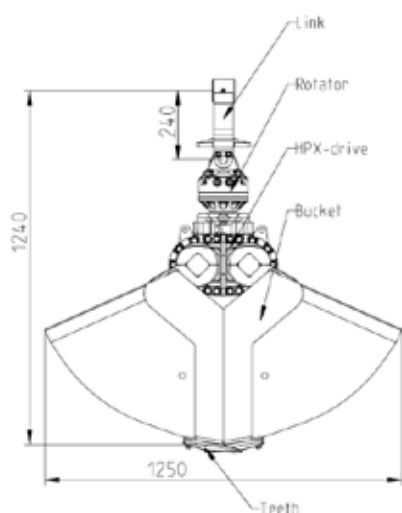
Accessories	200	250	325	350	450
Scrapers	9874682	9874691	9874704	9874712	9874721
Adapter for compr. rails	9875182	9875191	9875204	9875212	9875221
Compression rails 720 mm	9874917	9874917	9874917	9874917	
Compression rails 1000 mm			9874925	9874925	9874925
Compressions rails 1250 mm					3390624

* Package consists of: Clamshell Bucket, Bolt-on teeth, Flange Rotator with long upper link

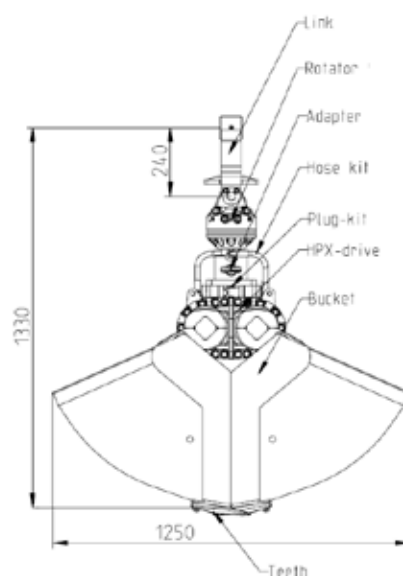
** Package consists of: Clamshell Bucket, Bolt-on teeth, Shaft Rotator (69 mm) with long upper link, hose kit, adapter

Technical drawing

Package with Flange Rotator



Package with Shaft Rotator



HIAB KM 604 U HPX

A maintenance free clamshell bucket for handling and easy digging tasks. The open shells enable the handling of bulky materials.



Application: Digging & Filling, Lifting

Technical data	250	300	400	500
Package incl. flange rotator (part no.)*	3381986	3381994	3382001	3382010
Package incl. shaft rotator (part no.)**	3382028	3382036	3382044	3382052
Volume (litres)	250	300	400	500
Width (mm)	570	670	820	1020
Weight package (kg)*	320	335	355	385
Weight package (kg)**	325	340	360	390
Max load (kg)	3000	3000	3000	3000
Closing force (kN)	17	17	17	17

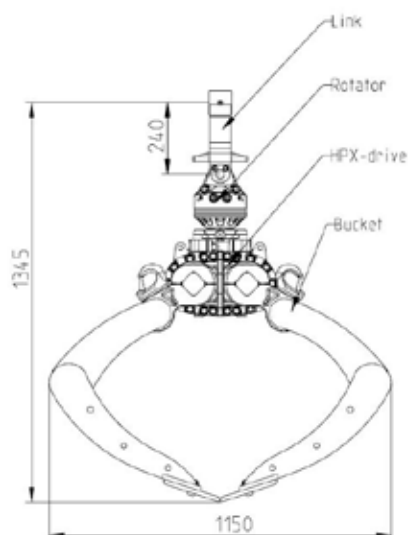
Accessories	250	300	400	500
Side plates 10 mm (4 pcs)	3399073	3399073	3399073	3399073
Adapter for compr. rails	9874861	9874879	9874887	9874909
Compression rails 720 mm	9874917	9874917		
Compression rails 1000 mm		9874925	9874925	
Compressions rails 1250 mm			3390624	3390624

* Package consists of: Clamshell Bucket, Wear plates, Welded hooks, Flange Rotator with long upper link

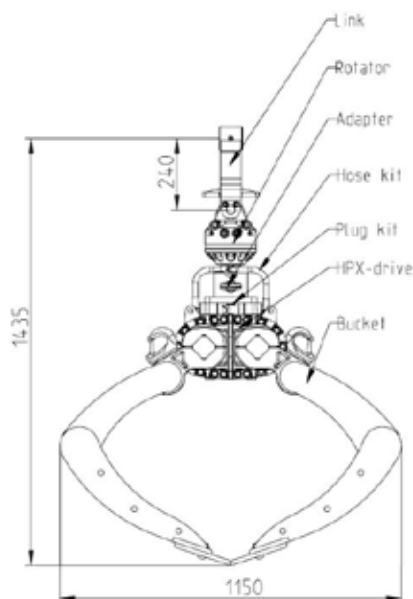
** Package consists of: Clamshell Bucket, Wear plates, Welded hooks, Shaft Rotator (69 mm) with long upper link, hose kit, adapter

Technical drawing

Package with Flange Rotator



Package with Shaft Rotator





HIAB KM 605 HPX

A powerful, maintenance free clamshell bucket for difficult tasks thanks to its high closing force – ideal for digging and handling.

Application: Digging & Filling, Lifting



Technical data	200	250	350	450	550
Package incl. flange rotator (part no.)*	3381889	3381897	3381901	3381919	3381927
Package incl. shaft rotator (part no.)**	3383636	3383644	3383652	3383661	3383679
Volume (litres)	200	250	350	450	550
Width (mm)	400	500	650	800	1000
Weight package (kg)*	320	340	355	380	410
Weight package (kg)**	325	345	360	385	415
Max load (kg)	3000	3000	3000	3000	3000
Closing force (kN)	34	34	34	34	34

Accessories	200	250	325	350	450
Scrapers	9875115	9875123	9875131	9875140	9875140
Adapter for compr. rails	9875182	9875191	9875212	9875221	9875239
Compression rails 720 mm	9874917	9874917	9874917		
Compression rails 1000 mm			9874925	9874925	
Compressions rails 1250 mm				3390624	3390624

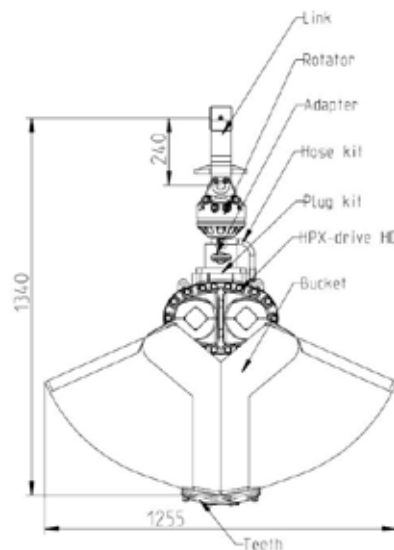
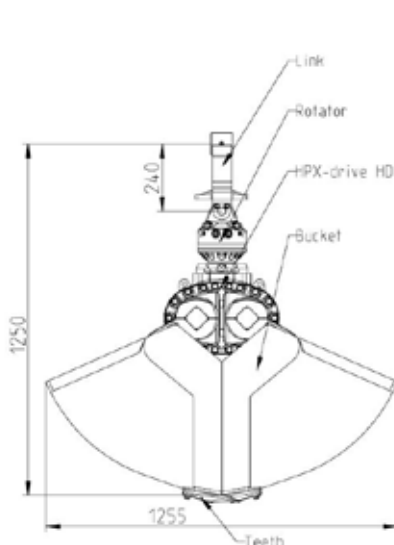
* Package consists of: Clamshell Bucket, Bolt-on teeth, Flange Rotator with long upper link

** Package consists of: Clamshell Bucket, Bolt-on teeth, Shaft Rotator (69 mm) with long upper link, hose kit, adapter

Technical drawing

Package with Flange Rotator

Package with Shaft Rotator





HIAB KM 605 U HPX

A powerful, maintenance free clamshell bucket for handling and easy digging tasks. The open shells enable the handling of bulky materials.



Application: Digging & Filling, Lifting

Technical data	250	300	400	450	500
HPX HD unit Package incl. flange rotator (part no.)*	3383687	3383695	3383709	3383717	3383725
Package incl. shaft rotator (part no.)**	3383733	3383741	3383750	3383768	3383776
Volume (litres)	250	300	400	450	500
Width (mm)	570	670	820	920	1020
Weight package (kg)*	370	385	405	420	435
Weight package (kg)**	375	390	410	425	440
Max load (kg)	3000	3000	3000	3000	3000
Closing force (kN)	32	32	32	32	32

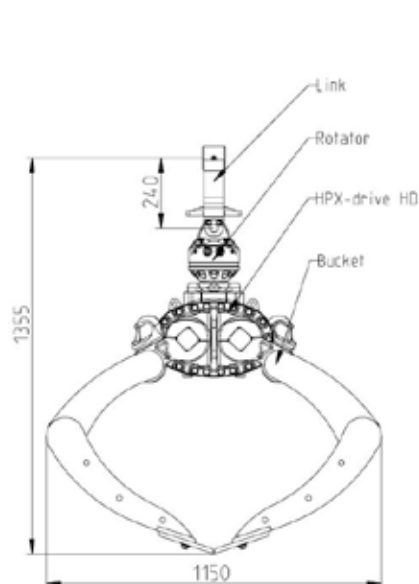
Accessories	250	300	400	450	500	450
Side plates 10 mm (4 pcs)	3399073	3399073	3399073	3399073	3388778	3399073
Adapter for compr. rails	9874861	9874879	9874887	9874895	9875212	9874909
Compression rails 720 mm	9874917	9874917			9874917	
Compression rails 1000 mm		9874925	9874925	9874925	9874925	
Compressions rails 1250 mm			3390624	3390624		3390624

* Package consists of: Clamshell Bucket, Wear plates, Welded hooks, Flange Rotator with long upper link

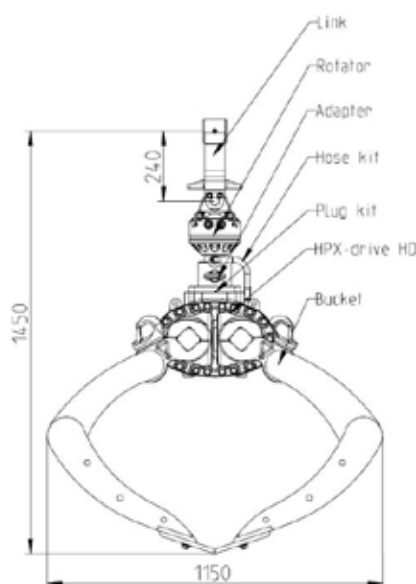
** Package consists of: Clamshell Bucket, Wear plates, Welded hooks, Shaft Rotator (69 mm) with long upper link, hose kit, adapter

Technical drawing

Package with Flange Rotator



Package with Shaft Rotator



ACCESSORIES FOR CLAMSHELL BUCKET

SCRAPERS

Used for clearing off sticky materials, such as clay, from the inside of the bucket during each opening. Design may vary depending on the bucket chosen.



SIDE-PLATES (4 pcs)

Screw them onto your open shell bucket to enable carrying loose materials such as sand. They instantly transform your open shell into a closed bucket, unless used with teeth. Available in 8 or 10 mm thickness.



WEAR-PLATES (2 pcs)

Reinforce and protect the horizontal cutting edges when mounted on the bucket. Reversible design extends durability.



COMPRESSION RAIL ADAPTERS

These adapters facilitate mounting of compression rails.



COMPRESSION RAILS (2 pcs)

Compression rails to fit on KM 685 05 adapters enable handling stacked goods without the use of a brick grab. Standard lengths are 720, 1000 and 1250 mm. Rails should be chosen with care according to our recommendations.



HPX DRIVE COMPARED TO CONVENTIONAL CYLINDER DRIVE

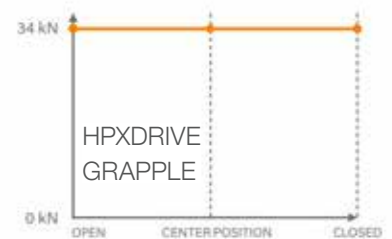
CONSTANT CLOSING FORCE

Compared to conventional cylinder grabs, HPXdrive closing force is high and constant during the entire open/close cycle. Movement of the arms is generated by two hollow shafts, which run opposed, and have a helix thread, hydraulically driven by a single piston. The resulting closing force remains constant wherever the position of the shells.

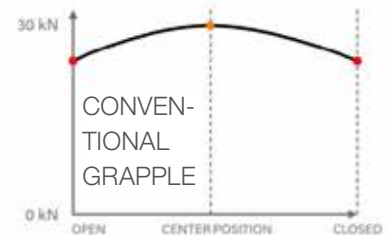
HPXDRIVE GRAPPLE



CLOSING FORCE PROCESS



CONVENTIONAL GRAPPLE



OPEN

CENTER POSITION

CLOSED

MAINTENANCE FREE

The rotator and the HPXdrive form a compact and robust unit. It withstands external forces as hydraulic connections are integrated with an oil feedthrough; short hoses are not necessary. Therefore, leaks due to damaged hoses cannot happen and the unit is safe to use in water protection areas. As the drive unit runs in a permanent oil bath, there is no lubrication necessary.

VERSATILE

The hydraulic drive is equipped with a simple shell exchange system, which takes 10 minutes with a 5-step-exchange process. You can switch to different shells e.g. demolition grab, clamshell bucket or timber grab, using only one drive unit. The nitrided shafts and piston feature a robust surface resulting in a minimised wear.



HIAB KM 604

A robust, effective clamshell bucket for daily routine work.

Application: Digging & Filling, Lifting



Technical data	150	200	250	325	350	430
Bucket	9854169	9854177	9854185	9854193	9854207	9854215
Package incl. flange rotator (part no.)*	3380131	3380149	3380157	3380165	3380173	3380181
Package incl. shaft rotator (part no.)**	3387411	3387429	3387437	3387445	3387453	3387461
Volume (litres)	150	200	250	325	350	450
Width (mm)	325	400	500	600	650	800
Max load (kg)	3000	3000	3000	3000	3000	3000
Closing force (kN)	20	20	20	20	20	20

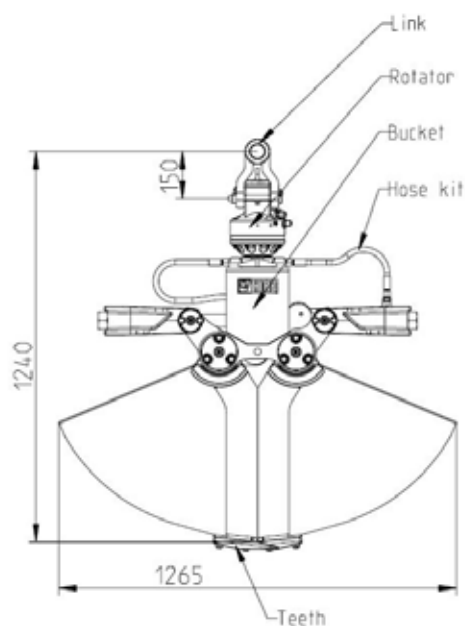
Accessories	150	200	250	325	350	450
Scrapers	3388735	3388743	3388751	3388760	3388778	3388786
Adapter for compr. rails	9875247	9875182	9875191	9875204	9875212	9875221
Compression rails 720 mm	9874917	9874917	9874917	9874917	9874917	
Compression rails 1000 mm				9874925	9874925	9874925
Compressions rails 1250 mm						3390624

* Package consists of: Clamshell Bucket, Bolt-on teeth, Flange Rotator with short upper link, hose kit

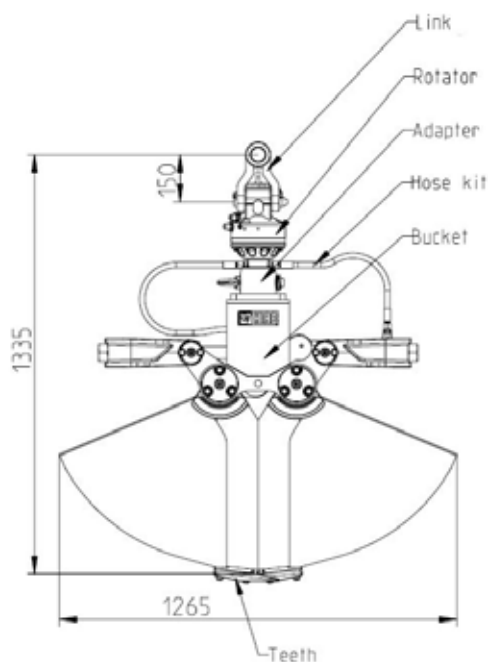
** Package consists of: Clamshell Bucket, Bolt-on teeth, Shaft Rotator (69 mm) with short upper link, hose kit, adapter

Technical drawing

Package with Flange Rotator



Package with Shaft Rotator





HIAB KM 605

A heavy duty clamshell bucket with excellent digging performance due to the high closing force.

Application: Digging & Filling, Lifting



Technical data	200	250	350	450	550	650
Bucket	9854223	9854231	9854240	9854258	9854266	9854274
Package incl. flange rotator (part no.)*	3380190	3380203	3380211	3380220	3380238	3380246
Package incl. shaft rotator (part no.)**	3387470	3387488	3387496	3387500	3387518	3387526
Volume (litres)	200	250	350	450	550	650
Width (mm)	400	500	650	800	1000	1200
Max load (kg)	3000	3000	3000	3000	3000	3000
Closing force (kN)	30	30	30	30	30	30

Accessories	200	250	350	450	550	650
Scrapers	3388794	3388808	3388816	3388824	3388832	3388841
Adapter for compr. rails	9875182	9875191	9875212	9875221	9875239	9876901
Compression rails 720 mm	9874917	9874917	9874917			
Compression rails 1000 mm			9874925	9874925		
Compressions rails 1250 mm				3390624	3390624	3390624

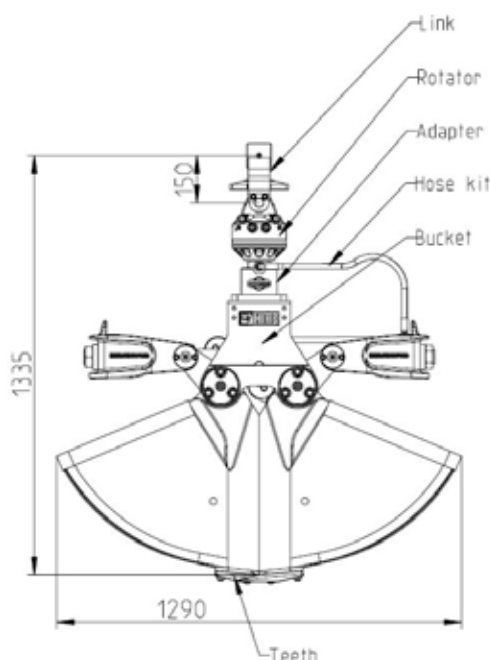
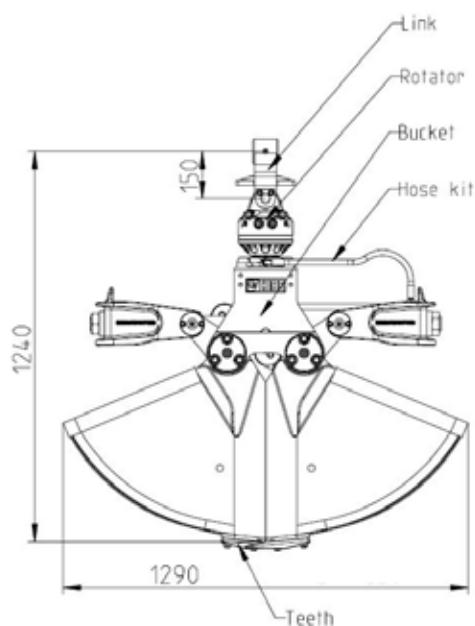
* Package consists of: Clamshell Bucket, Bolt-on teeth, Flange Rotator with short upper link, hose kit

** Package consists of: Clamshell Bucket, Bolt-on teeth, Shaft Rotator (69 mm) with short upper link, hose kit, adapter

Technical drawing

Package with Flange Rotator

Package with Shaft Rotator



HIAB KM 605 U

A robust clamshell bucket and versatile tool for handling all kind of refuse material.

The open sides enable handling of bulky materials.

Application: Digging & Filling, Lifting



Technical data	250	300	400	450	500	600
Bucket	9858091	9858106	9858113	9858806	9858814	9858822
Package incl. flange rotator (part no.)*	3387232	3387241	3387259	3387267	3387275	3387283
Package incl. shaft rotator (part no.)**	3387569	3387577	3387585	3387593	3387607	3387615
Volume (litres)	250	300	400	450	500	600
Width (mm)	570	670	820	920	1020	1220
Max load (kg)	3000	3000	3000	3000	3000	3000
Closing force (kN)	28	28	28	28	28	28

Accessories	250	300	400	450	500	600
Side plates 10 mm (4 pcs)	3399073	3399073	3399073	3399073	3399073	3399073
Adapter for compr. rails	9874861	9874879	9874887	9874895	9874909	9876928
Compression rails 720 mm	9874917	9874917				
Compression rails 1000 mm		9874925	9874925	9874925		
Compressions rails 1250 mm			3390624	3390624	3390624	3390624

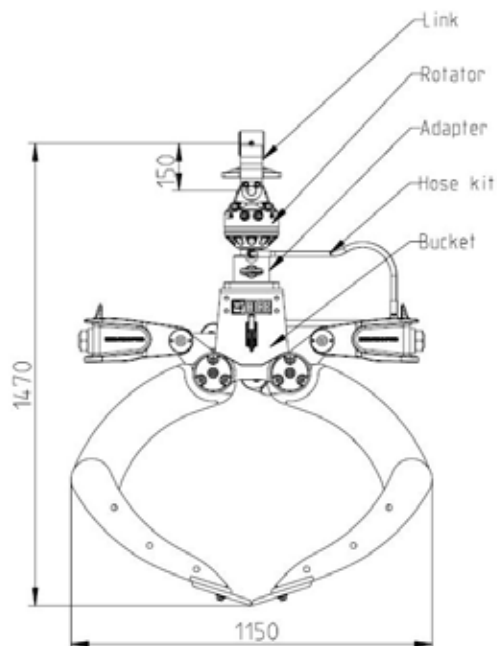
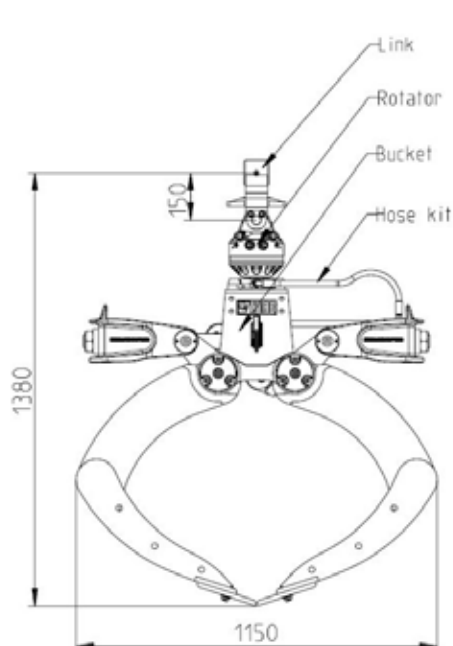
* Package consists of: Clamshell Bucket, Wear plates, Welded hooks, Flange Rotator with short upper link, hose kit

** Package consists of: Clamshell Bucket, Wear plates, Welded hooks, Shaft Rotator (69 mm) with short upper link, hose kit, adapter

Technical drawing

Package with Flange Rotator

Package with Shaft Rotator



HIAB KM 606

A reinforced version of KM 605, but with the same geometry and performance advantages.

Application: Digging & Filling, Lifting



Technical data	200	250	350
Bucket	9855653	9855661	9855670
Package incl. flange rotator (part no.)*	3380254	3380262	3380271
Package incl. shaft rotator (part no.)**	3387534	3387542	3387551
Volume (litres)	200	250	350
Width (mm)	400	500	650
Max load (kg)	3000	3000	3000
Closing force (kN)	30	30	30

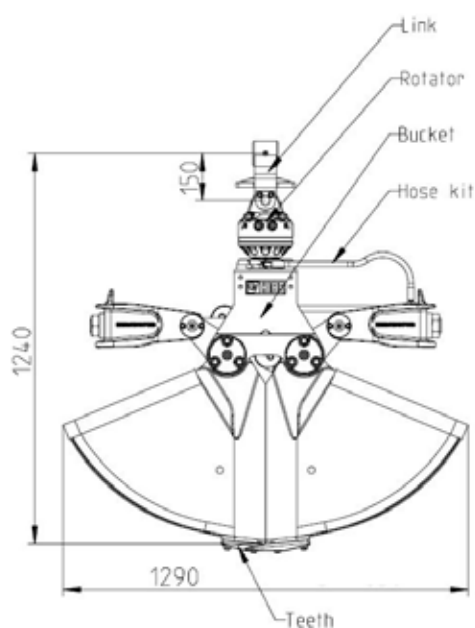
Accessories	200	250	350
Scrapers	3388794	3388808	3388816
Adapter for compr. rails	9875247	9875182	9875191
Compression rails 720 mm	9874917	9874917	9874917
Compression rails 1000 mm			9874925

* Package consists of: Clamshell Bucket, Bolt-on teeth, Flange Rotator with short upper link, hose kit

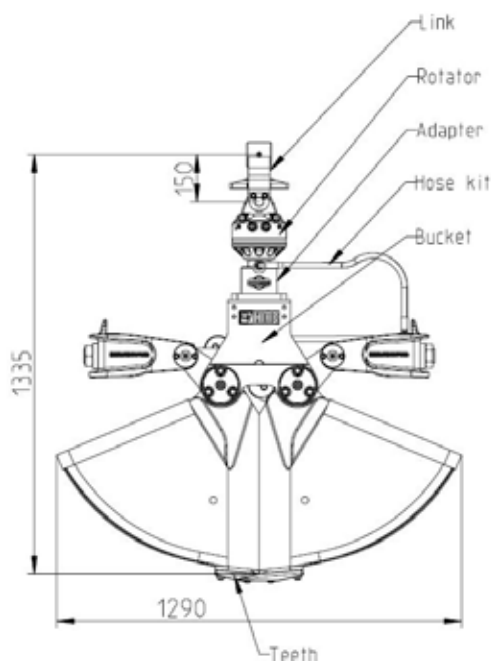
** Package consists of: Clamshell Bucket, Bolt-on teeth, Shaft Rotator (69 mm) with short upper link, hose kit, adapter

Technical drawing

Package with Flange Rotator



Package with Shaft Rotator



HIAB KM 602

A robust clamshell bucket for handling loose material like sand, gravel, soil.

Application: Digging & Filling, Lifting



Technical data	300	400	500	650	1000
Bucket	9854053	9854061	9854070	9854088	9854096
Package incl. flange rotator (part no.)*	3380050	3380068	3380076	3380084	3380092
Package incl. shaft rotator (part no.)**	3387623	3387631	3387640	3387658	3387666
Volume (litres)	300	400	500	650	1000
Width (mm)	500	800	1000	1200	1200
Max opening (mm)	1830	1830	1830	1830	2190
Max load (kg)	3000	3000	3000	3000	3000
Closing force (kN)	28	28	28	28	28

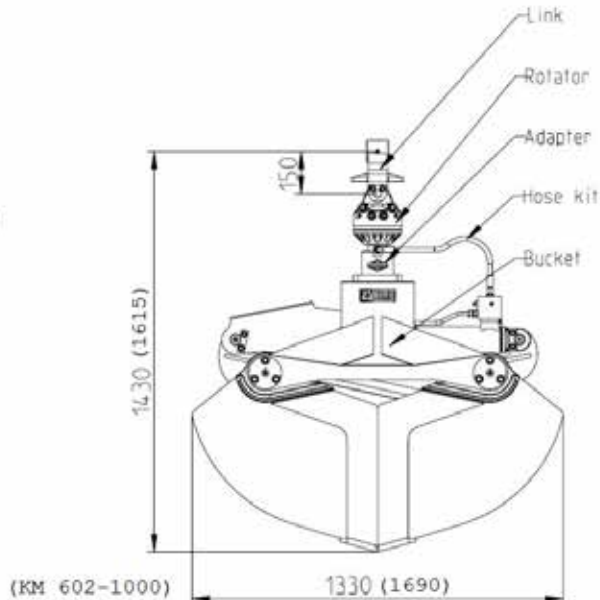
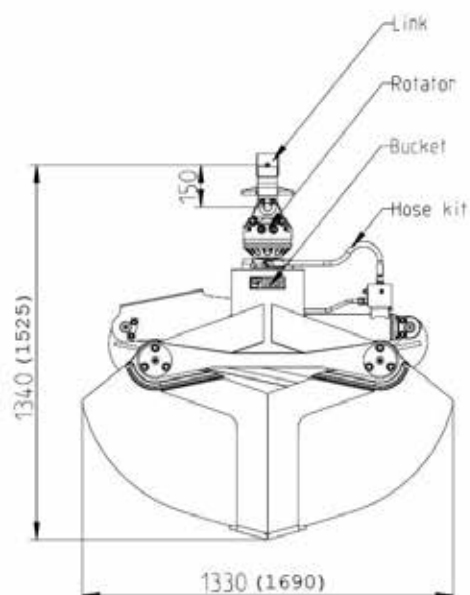
* Package consists of: Clamshell Bucket, Wear plates, Flange Rotator with short upper link, hose kit

** Package consists of: Clamshell Bucket, Wear plates, Shaft Rotator (69 mm) with short upper link, hose kit, adapter

Technical drawing

Package with Flange Rotator

Package with Shaft Rotator



HIAB KM 622

A robust clamshell bucket for handling loose material and small digging tasks

Application: Digging & Filling, Lifting



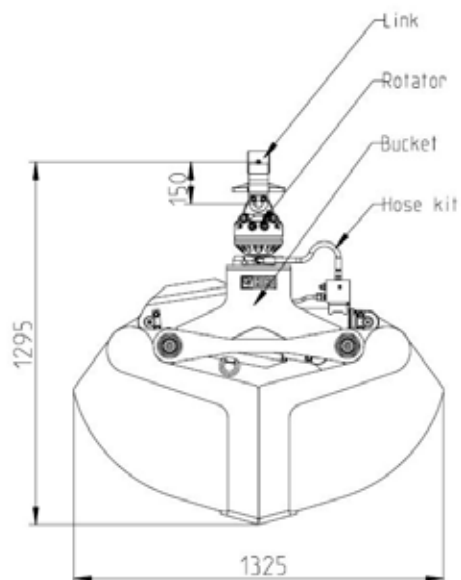
Technical data	300	400	500
Bucket	9854134	9854142	9854151
Package incl. flange rotator (part no.)*	3380106	3380114	3380122
Package incl. shaft rotator (part no.)**	3387674	3387682	3387691
Volume (litres)	300	400	500
Width (mm)	640	800	1000
Max load (kg)	3000	3000	3000
Closing force (kN)	20	20	20

* Package consists of: Clamshell Bucket, Wear plates, Flange Rotator with short upper link, hose kit

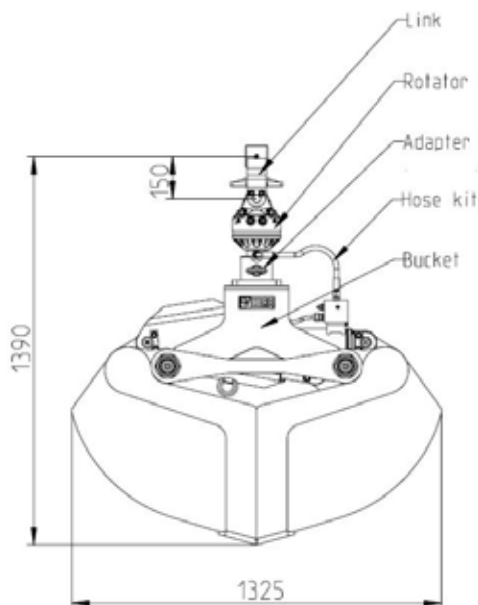
** Package consists of: Clamshell Bucket, Wear plates, Shaft Rotator (69 mm) with short upper link, hose kit, adapter

Technical drawing

Package with Flange Rotator



Package with Shaft Rotator



HIAB KM 603

A clamshell bucket ideal for excavating foundations, trenches and similar applications.

Excellent digging characteristics.

Application: Digging



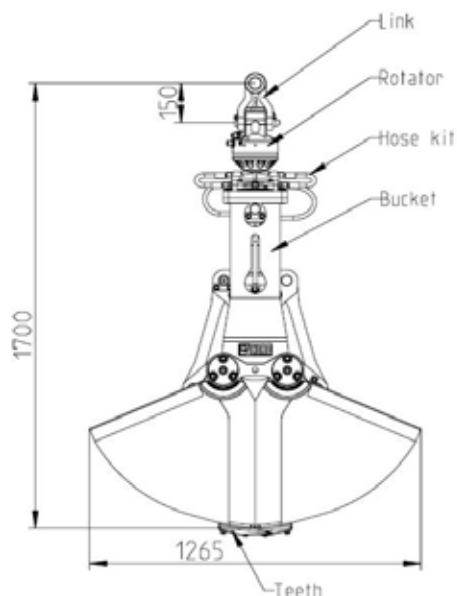
Technical data	150	200	250	325	350	450
Bucket	9854282	9876880	9854291	9876898	9854304	9854312
Package incl. flange rotator (part no.)*	3387291	3387305	3387313	3387321	3387330	3387348
Package incl. shaft rotator (part no.)**	3387704	3387712	3387721	3387739	3387747	3387755
Volume (litres)	150	200	250	325	350	450
Width (mm)	325	400	500	600	650	800
Max load (kg)	3000	3000	3000	3000	3000	3000
Closing force (kN)	20	20	20	20	20	20

* Package consists of: Clamshell Bucket, Bolt-on teeth, Flange Rotator with short upper link, hose kit

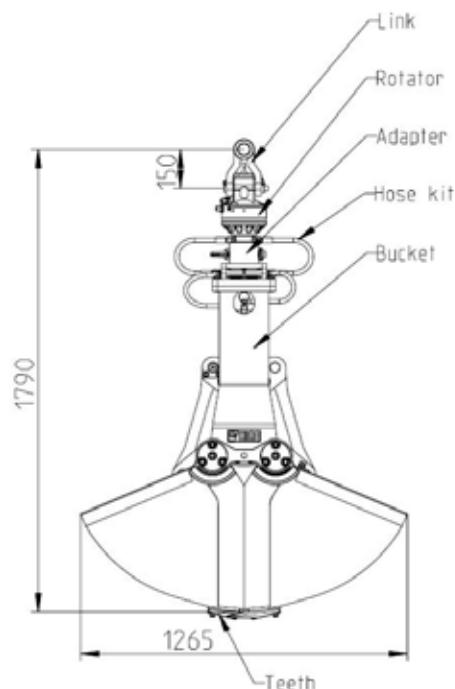
** Package consists of: Clamshell Bucket, Bolt-on teeth, Shaft Rotator (69 mm) with short upper link, hose kit, adapter

Technical drawing

Package with Flange Rotator



Package with Shaft Rotator



HIAB KM 607

A powerful Bucket with two vertical cylinders, ideal for digging work in grown soil.

Application: Digging

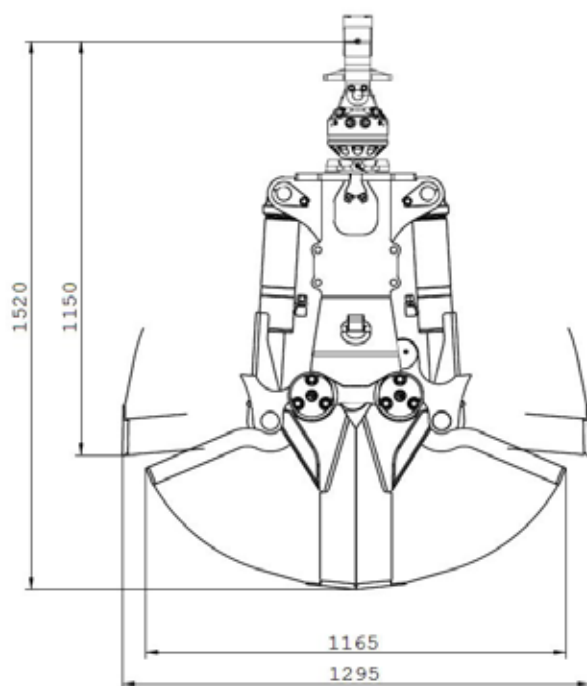
Technical data	135	170	215	255	340
Bucket part no	3396975	3396983	3396991	3397009	3397017
Package incl. Flange rotator (part no.)*	3399303	3399346	3399389	3399427	3399460
Package incl. Shaft rotator (part no.)**	3399311	3399354	3399397	3399435	3399478
Volume (litres)	135	170	215	255	340
Width (mm)	325	400	500	600	800
Max load (kg)	3000	3000	3000	3000	3000
Closing force (kN)	32	32	32	32	32

* Package consists of: Clamshell Bucket, Bolt-on teeth, Flange Rotator with short upper link, hose kit

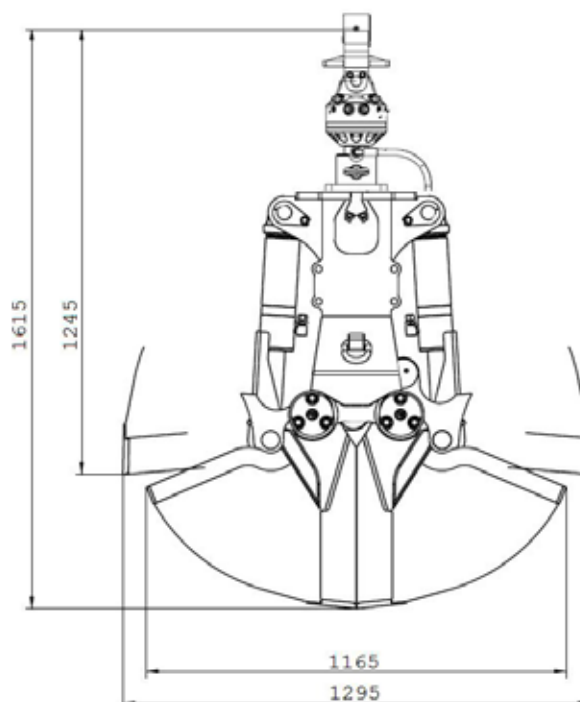
** Package consists of: Clamshell Bucket, Bolt-on teeth, Shaft Rotator (69 mm) with short upper link, hose kit, adapter

Technical drawing

Package with Flange Rotator



Package with Shaft Rotator





HIAB GRAPPLES



EFFICIENT LOGGING AND RECYCLING

From single log grapples to heavy duty industrial grapples. Hiab timber grapples are designed for maximum efficiency and demanding work, while remaining lightweight. Choose among the many open or closed grapple shells. There is a suitable Hiab timber grapple available, no matter what your needs.

To ensure best performance, different types of rotators are available. The rotators are connected by means of a flange attachment, which provides the firmest and most direct connection to the grapple.

HIAB X TIMBER GRAPPLE

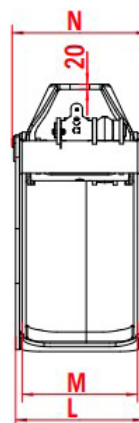
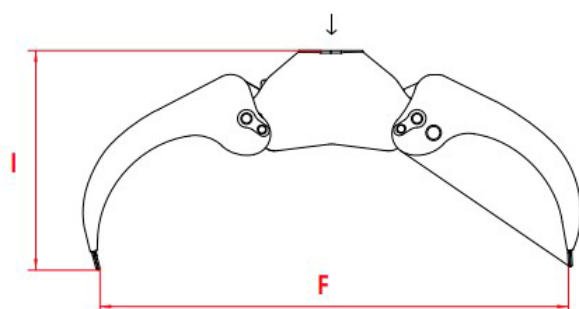
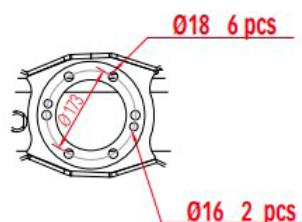
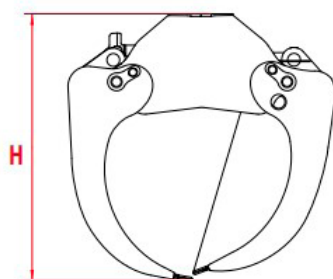
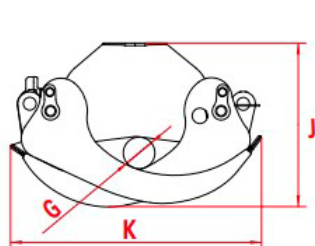
The X series grapples, X43 and X53 are eminently suitable for mid-sized truckloaders for loading pulpwood and logs.

Application: Log handling, Forestry



Technical data	X43	X53
Part no Grapple	94290720	94290724
Part no. Grapple with Lock Valve	94290721	94290141
Volume (m³)	0.4	0.5
With closed (mm), K	980	1040
Span open (mm), F	1825	1985
Min diameter (mm) G	120	165
Width (mm), L	500	500
Height Open (mm), I	855	810
Height Closed (mm) J	635	670
Height jaw against jaw (mm) H	1040	1075
Weight (kg)	220	225
Max. load (kg)	5000	5000
Closing force (kN)	18	17
Max. working pressure (MPa)	23	23

Technical drawing X43, X53



HIAB FX TIMBER GRAPPLE

The FX series is designed to withstand the demanding use of forestry machines. The FX26 and FX36 are suited for forestry cranes and lightweight truckloaders. The FX42 is suited for heavy forestry machine and skidder cranes.

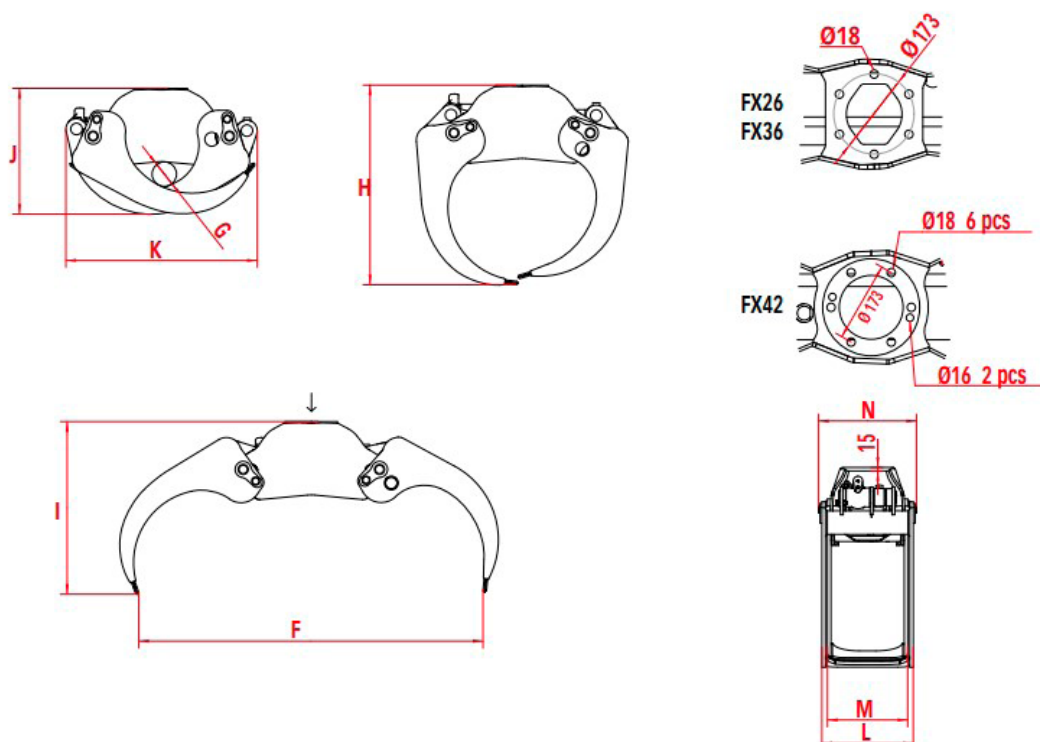


Application: Log handling, Forestry

Technical data	FX26	FX36	FX42
Part no Grapple	94290870	94290895	94290860
Part no. Grapple with Lock Valve	94290755	94290756	94290881
Volume (m³)	0.25	0.35	0.4
With closed (mm), K	825	935	975
Span open (mm), F	1485	1570	1825
Min diameter (mm) G	105	105	120
Width (mm), L	394	394	520
Height Open (mm), I	745	785	855
Height Closed (mm) J	540	570	635
Height jaw against jaw (mm) H	860	925	1040
Weight (kg)	165	175	250
Max. load (kg)	4000	4000	6000
Closing force (kN)	14.1	13.1	19
Max. working pressure (MPa)	25	25	24



Technical drawing FX26, FX36, FX42



HIAB TX TIMBER GRAPPLE

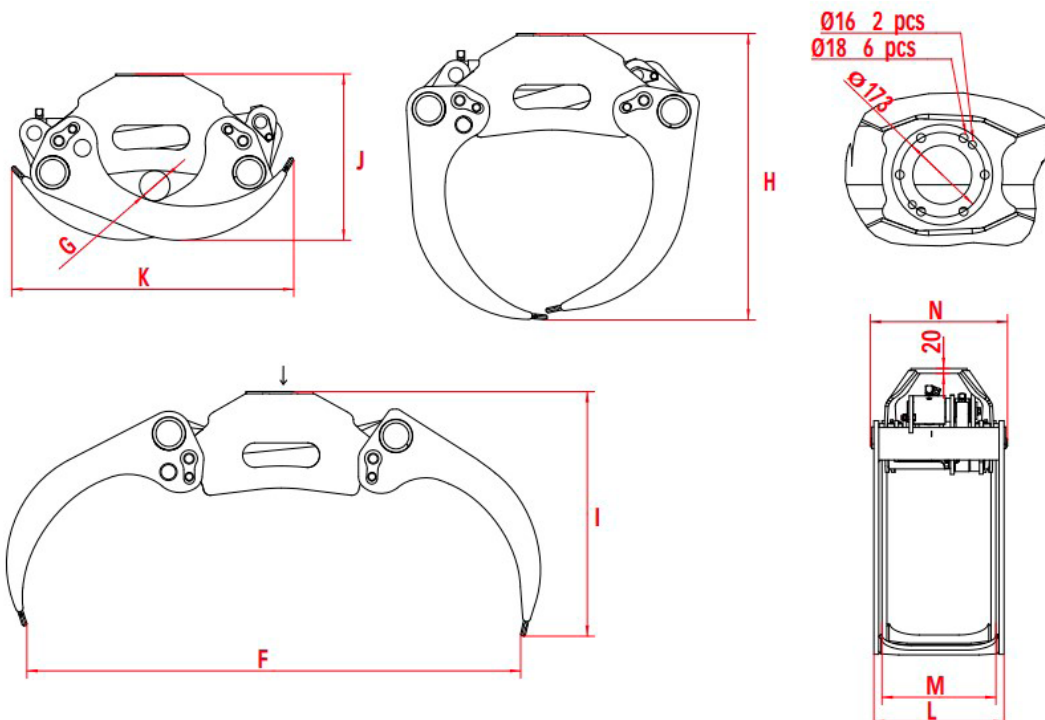
The heavy TX series grapples are used in industrial cranes in addition to truck loaders. The TX56 is optimised for loading raw timber using heavy truck loaders, while the reinforced TX56B is also suitable for use on excavators.

Application: Log handling, Forestry

Technical data	TX56	TX56B
Part no Grapple	94290940	94290980
Part no. Grapple with Lock Valve	94290977	94290978
Volume (m³)	0.5	0.5
With closed (mm), K	1150	1150
Span open (mm), F	2010	1975
Min diameter (mm) G	120	120
Width (mm), L	530	530
Height Open (mm), I	995	1015
Height Closed (mm) J	675	675
Height jaw against jaw (mm) H	1165	1165
Weight (kg)	340	345
Max. load (kg)	9000	9000
Closing force (kN)	21.7	21.7
Max. working pressure (MPa)	27	27



Technical drawing TX56, TX56B



HIAB TX TIMBER GRAPPLE

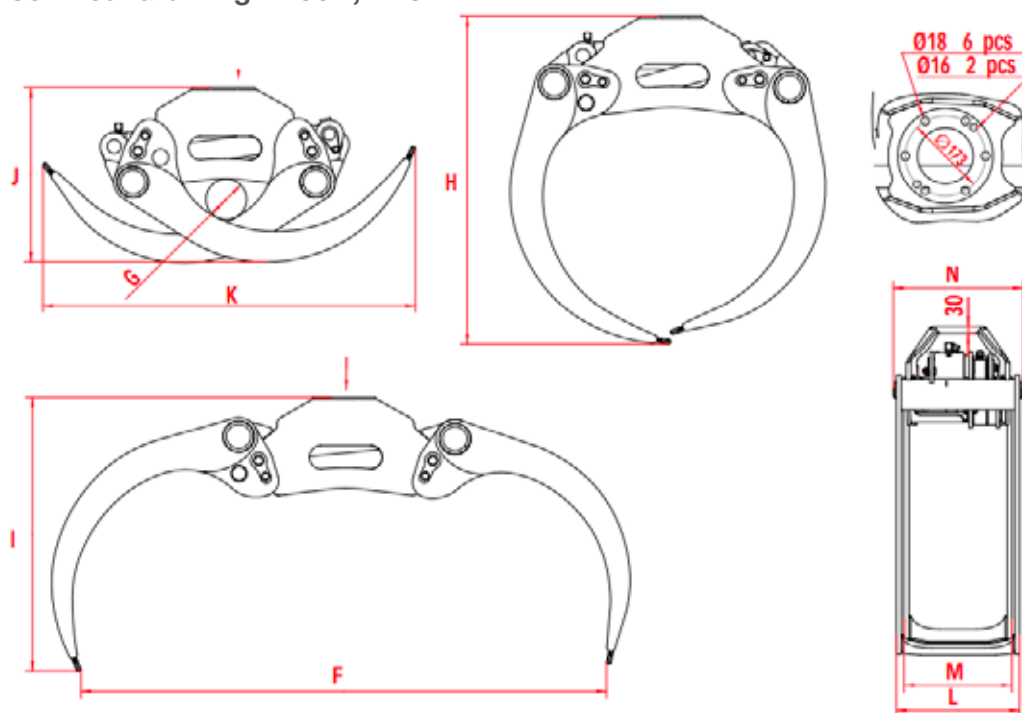
The heavy TX86B and the TX811B, with its wider jaws, can be installed on industrial cranes and excavators.

Application: Log handling, Forestry



Technical data	TX86B	TX811B
Part no Grapple	94290970	94290981
Part no. Grapple with Lock Valve	94290979	94290949
Volume (m ³)	0.8	0.8
With closed (mm), K	1605	1605
Span open (mm), F	2260	2260
Min diameter (mm) G	175	175
Width (mm), L	530	1000
Height Open (mm), I	1180	1145
Height Closed (mm) J	750	750
Height jaw against jaw (mm) H	1415	1415
Weight (kg)	360	455
Max. load (kg)	9000	9000
Closing force (kN)	19.1	19.1
Max. working pressure (MPa)	27	27

Technical drawing TX86B, TX811B



HIAB RX TIMBER GRAPPLE

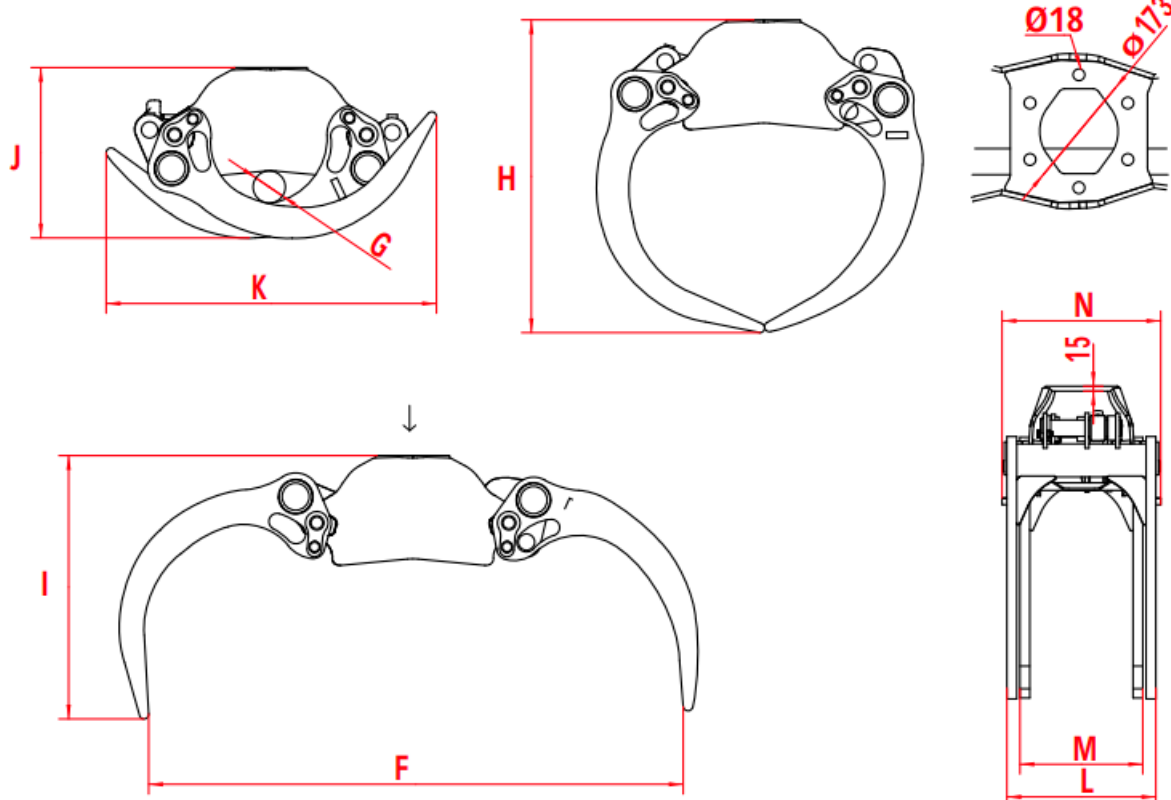
The RX series grapples are designed for handling logging waste and refuse. The RX31 grapple is used in forestry machine loaders, and the RX51 is suitable for larger loaders.

Application: Log handling, Forestry

Technical data	RX31	RX51
Part no Grapple	94290891	94290890
Part no. Grapple with Lock Valve	94290785	94290759
Volume (m ³)	0.35	0.51
With closed (mm), K	1010	1035
Span open (mm), F	1640	1960
Min diameter (mm) G	100	165
Width (mm), L	456	560
Height Open (mm), I	805	800
Height Closed (mm) J	520	660
Height jaw against jaw (mm) H	960	1055
Weight (kg)	200	265
Max. load (kg)	4000	5000
Closing force (kN)	14.1	17
Max. working pressure (MPa)	25	23



Technical drawing RX31, RX51



HIAB PX TIMBER GRAPPLE

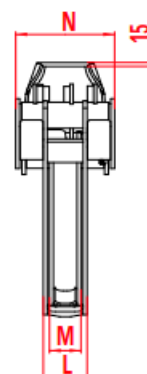
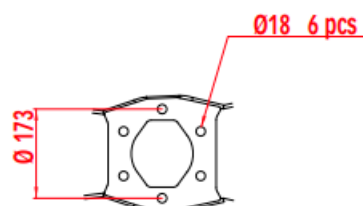
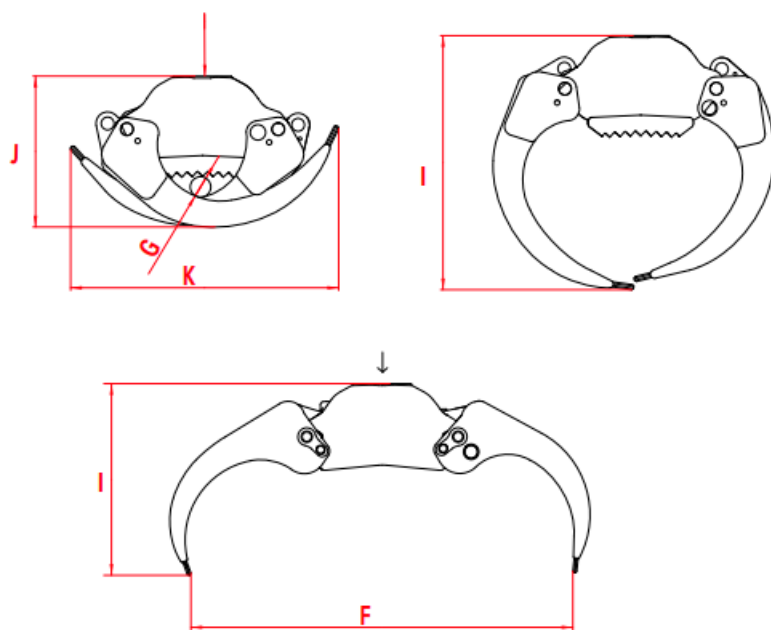
The PX series grapples are well suited to handling individual logs. The PX20 is intended for industrial cranes used in timber processing lines. The PX40 is designed for use in light skidder cranes.

Application: Log handling, Forestry



Technical data	PX20	PX40
Part no Grapple	94236268	94290592
Part no. Grapple with Lock Valve	-	94290563
Volume (m³)	0.2	0.4
With closed (mm), K	840	1045
Span open (mm), F	1100	1600
Min diameter (mm) G	40	80
Width (mm), L	145	170
Height Open (mm), I	880	840
Height Closed (mm) J	590	585
Height jaw against jaw (mm) H	915	985
Weight (kg)	135	185
Max. load (kg)	3000	4000
Closing force (kN)	12	11.9
Max. working pressure (MPa)	20	25

Technical drawing PX20, PX40





HIAB RC RECYCLING GRAPPLES

Hiab features the RC range for handling recycling materials, having been specifically designed for this in co-operation with professionals.

Because handling demolition waste and scrap causes much wear and tear, the steel used in these grapples is much more wear-resistant than normal. The grapples' open tips act as effective rakes when collecting scrap.



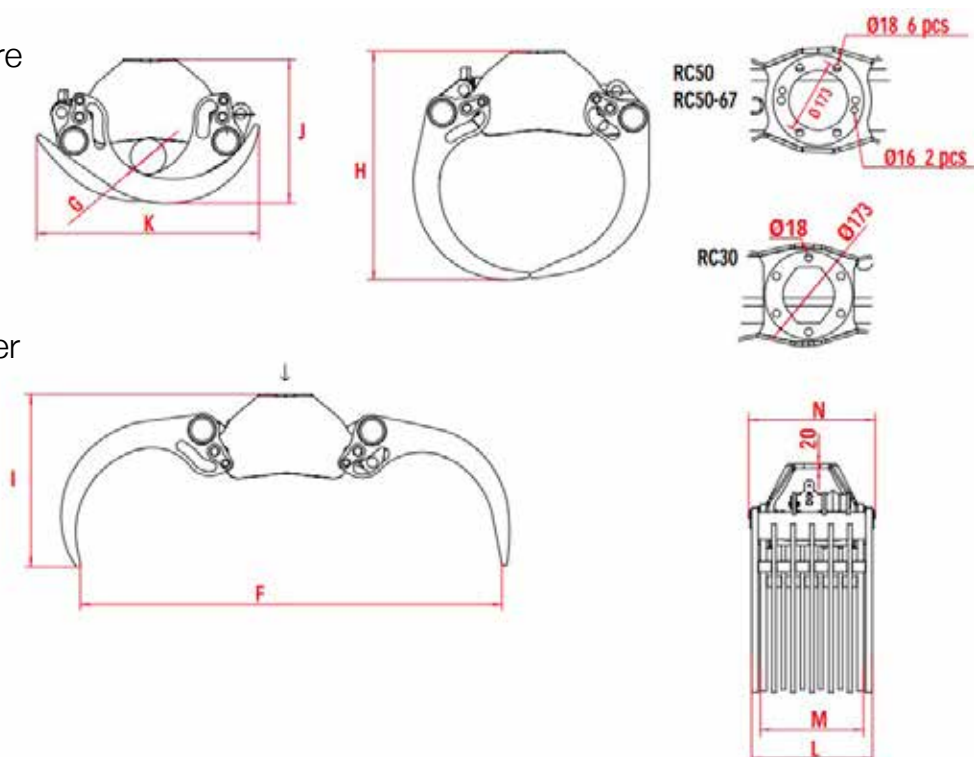
Application: Log handling, Forestry

Technical data	RC30	RC50	RC50-67
Part no Grapple	94290790	94290709	94290990
Part no. Grapple with Lock Valve	94290757	94290752	94290994
Volume (m ³)	0.35	0.5	0.5
With closed (mm), K	1000	1035	1035
Span open (mm), F	1640	1960	1960
Min diameter (mm) G	130	165	165
Width (mm), L	456	560	560
Height Open (mm), I	805	800	800
Height Closed (mm) J	565	665	665
Height jaw against jaw (mm) H	960	1065	1065
Weight (kg)	235	350	405
Max. load (kg)	4000	5000	5000
Closing force (kN)	12.5	17	17
Max. working pressure (MPa)	25	23	23



Technical drawing RC30, RC50, RC50-67

The RC series grapples are designed for handling recycling material and demolition waste, the RC30 for medium cranes, and the RC50 and RC50-67 (with its denser teeth) are suitable for larger cranes.





HIAB GV 12 ROTATORS 10 TON

For professional forestry and recycling work.
Excellent reliability for the most demanding operations.

Application: Forestry and Recycling



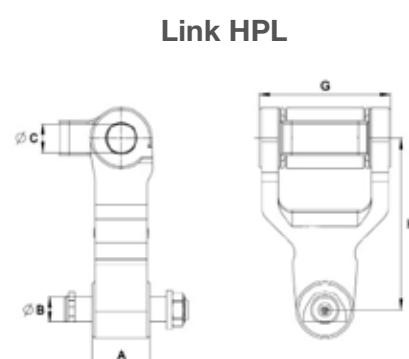
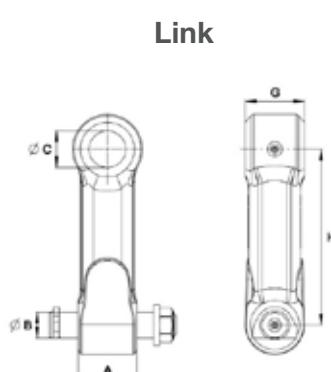
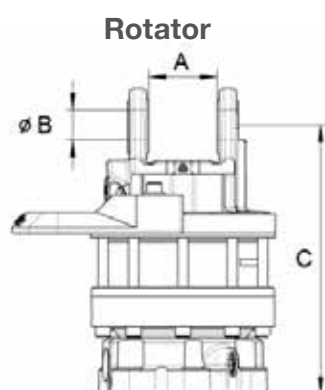
Technical data GV12	GV 12	GV 12-2	GV 12S	GV 12-2S A	GV 12 AY (HPL)
Part no.	94102241	94102122	94102161	94102271	212068
Max. load (kg)	10000	10000	10000	10000	10000
Torque (Nm)	2200	2200	2200	2200	2200
Attachment to Grapple	Ø 173	Ø 173	Ø 173	Ø 173	Ø 173
Width (mm) A	80	80	100	100	80
Diameter (mm) B	35	35	45	45	35
Height (mm), C	317	317	332	332	317
Max. oil pressure (MPa)	25	25	25	25	25
Rec. oil flow (l/min)	25	25	25	25	25
Hose guard single	Yes	No	Yes	No	Yes
Hose guard double	No	Yes	No	Yes	No
Weight (kg)	55	55	55	55	55

LINKS FOR HIAB GV 12 ROTATORS



Technical data	Link 80/80	Link 100/100	Link HPL
Part no without brake	94102321	-	212060
Part no with brake	94102023	94102301	-
A (mm)	80	100	80
B (mm)	35	45	35
C (mm)	45	45	45
G (mm)	80	100	184
H (mm)	240	240	240
Suitable for rotator	GV12, GV12-2	GV12S, GV12-2S	GV12 AY
Max load (kg)	10000	16000	10000
Weight (kg) (without/with brake)	12/14	25	15

Technical drawings





HIAB KM 613 HPX ROCK GRAPPLE

The KM 613HPX for positioning and handling natural stones, curbstones etc. is an ideal tool for landscaping architecture.

Application: Landscaping

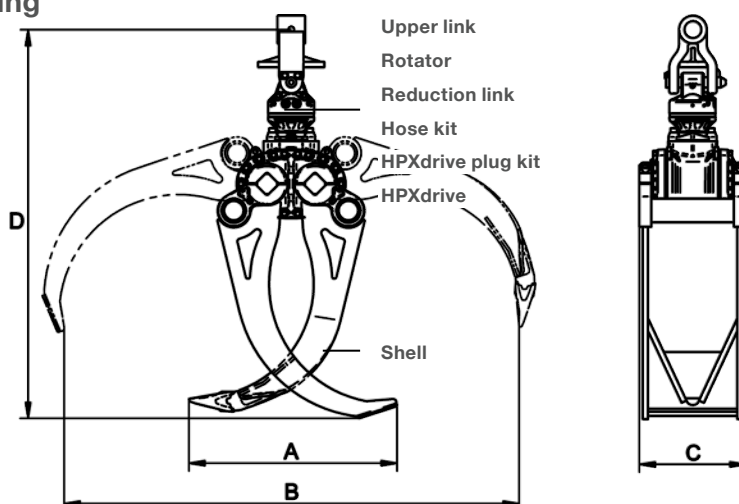


Technical data KM 613 HPX-	0.16 HPX Std	HP-0.35 HPX HD
Package incl. flange rotator (part no.)*	3382095	3383784
Package incl. shaft rotator (part no.)**	3382109	3383792
Volume (m3)	0.16	0.35
Span closed (mm), A	550	780
Span open (mm), B	1200	1710
Width (mm), C	400	400
Height (mm), D*	1240	1500
Height (mm), D**	1330	1580
Weight package (kg)*	210	310
Weight package (kg)**	215	315
Weight shell (kg)	70	125
Max. load (kg)	1000	2000
Closing force (kN)	18	22
Built-in Pressure Relief Valve (MPa)	26	No
Max. oil pressure (MPa)	-	32
Rec. oil flow (l/min)	25 - 75	40 - 90
Built-in Load Holding Valve	Yes	Yes

* Package consists of Grapple, Flange rotator with long upper link

** Package consists of Grapple, Shaft rotator (69 mm) with long upper link, hose kit, adapter

Technical drawing



Accessories KM 613 HPX-	0.16 Part no.	HD-0.35 Part no.
KM 203 01 Hose kit (not needed for KM 04 F140-30V)	3383342	3383369
KM 613 HPX Shell	9874984	9875026
KM 685 06 Lifting hooks (2 pcs)	9874607	9874607
KM 685 06 Central lifting loop	3386368	3386376
HPXdrive plug kit	3385698	3385698

HIAB KM 632 HPX TIMBER GRAPPLE

The Grapple KM 632HPX for loading short logs, shrubbery, branches etc.

Application: Log handling, Forestry

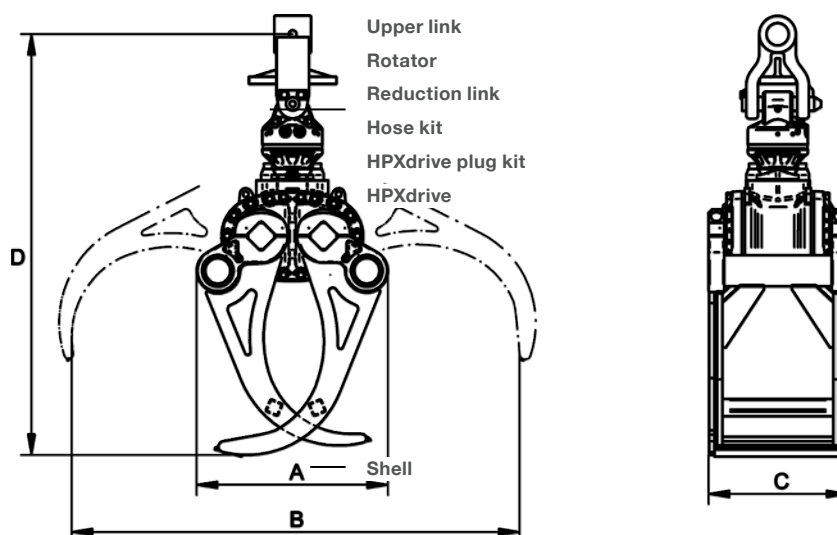


Technical data KM 632 HPX-	0.16 HPX Std	HD-0.16 HPX HD
Package incl. flange rotator (part no.)*	3382117	3383806
Package incl. shaft rotator (part no.)**	3382125	3383814
Volume (m ³)	0.16	0.16
Span closed (mm), A	550	550
Span open (mm), B	1220	1290
Width (mm), C	400	400
Height (mm), D*	1235	1250
Height (mm), D**	1330	1340
Weight package (kg)*	210	265
Weight package (kg)**	215	270
Weight shell (kg)	70	80
Max. load (kg)	1000	2000
Closing force (kN)	18	31
Built-in Pressure Relief Valve (MPa)	26	No
Max. oil pressure (MPa)	-	32
Rec. oil flow (l/min)	25 - 75	40 - 90
Built-in Load Holding Valve	Yes	Yes

* Package consists of Grapple, Flange rotator with long upper link

** Package consists of Grapple, Shaft rotator (69 mm) with long upper link, hose kit, adapter

Technical drawing



Accessories KM 632 HPX-	0.16 Part no.	HD-0.16 Part no.
KM 203 01 Hose kit (not needed for KM 04 F140-30V)	3383342	3383369
KM 632 HPX Shell	9874992	9875034
KM 685 06 Central lifting loop	3386368	3386376
HPXdrive plug kit	3385698	3385698



HIAB KM 641 HPX

HAY/FORESTRY GRAPPLE



The Hiab grapple KM 641 HPX is ideal for handling hay, brush-wood, compost or manure – often used for municipal operations and road work.

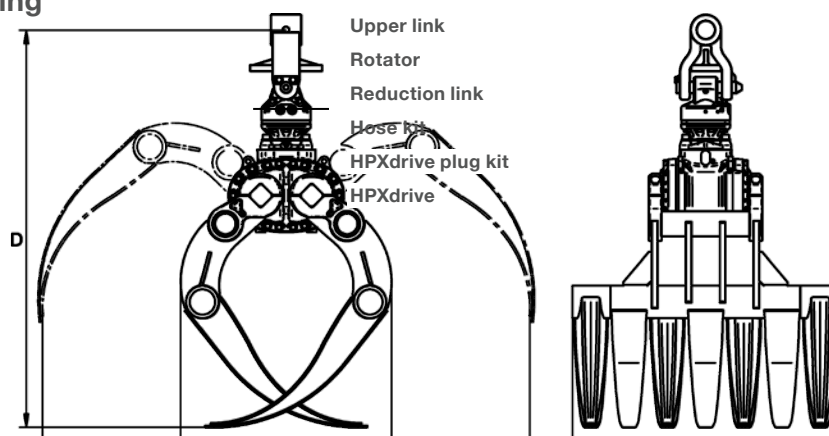
Application: Forestry

Technical data KM 641 HPX-	0.2 HPX Std	0.4 HPX Std	HD-0.4 HPX HD
Package incl. flange rotator (part no.)*	3383598	3383610	3383822
Package incl. shaft rotator (part no.)**	3383601	3383628	3383831
Volume (m ³)	0.2	0.4	0.4
Span closed (mm), A	620	740	740
Span open (mm), B	1200	1695	1720
Width (mm), C	670	940	940
Height (mm), D*	1190	1430	1440
Height (mm), D**	1280	1520	1530
Weight package (kg)*	225	295	375
Weight package (kg)**	230	300	380
Weight shell (kg)	85	155	190
Max. load (kg)	1000	2000	2000
Closing force (kN)	18	14	23
Built-in Pressure Relief Valve (MPa)	26	26	No
Max. oil pressure (MPa)	-	-	32
Rec. oil flow (l/min)	25 - 75	25 - 75	40 - 90
Built-in Load Holding Valve	Yes	Yes	Yes

* Package consists of Grapple, Flange rotator with long upper link

** Package consists of Grapple, Shaft rotator (69 mm) with long upper link, hose kit, adapter

Technical drawing



Accessories KM 641 HPX- Shell	0.2 Part no.	0.4 Part no.	HD-0.4 Part no.
KM 203 01 Hose kit (not needed for KM 04 F140-30V)	3383342	3383342	3383369
KM 641 HPX Shell	9875000	9875018	9875042
KM 685 06 Central lifting loop	3386368	3386368	3386376
HPXdrive plug kit	3385698	3385698	3385698

HIAB POLYP GRAPPLES

with 250-500 litres capacity, KM 650 large

Application: Waste handling, Recycling

Hiab polyp grapple for the handling of bulky scrap, the KM 650 large for various applications is available with different tine shapes, different volumes (250l, 350l, 500l), with 4 or 5 tines.



- Different tine shapes of the KM 650 series to accommodate handling a variety of materials:
 - KM 651: fully closing tines for handling swarf, loose waste, soil, gravel etc.
 - KM 652: half closing tines for handling swarf, scrap, rubbish, waste paper etc.
 - KM 653: pointed tines for bulky scrap, car bodies, bundled waste paper etc.
- Number of tines can be chosen with 4 or 5 tines.
- Long life due to a solid design: the hydraulic cylinder pistons are protected by the gripping arms and the hydraulic hoses, connections and oil distributor are positioned in the robust centre section. Special wear resistant materials used in the production of the gripping arms and oversized bearings ensure a long service life for these sturdy grapples.
- A lifting-eye on the centre section acts as an additional stop.
- Powerful operation with high closing force (13 kN to 18 kN at an operating pressure of 26 MPa).

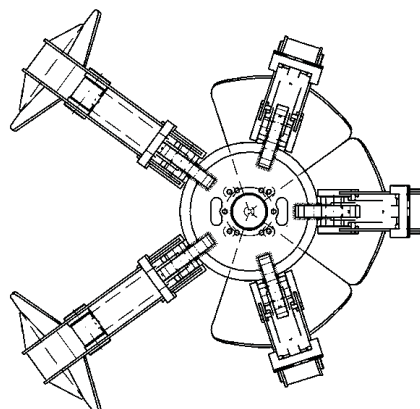
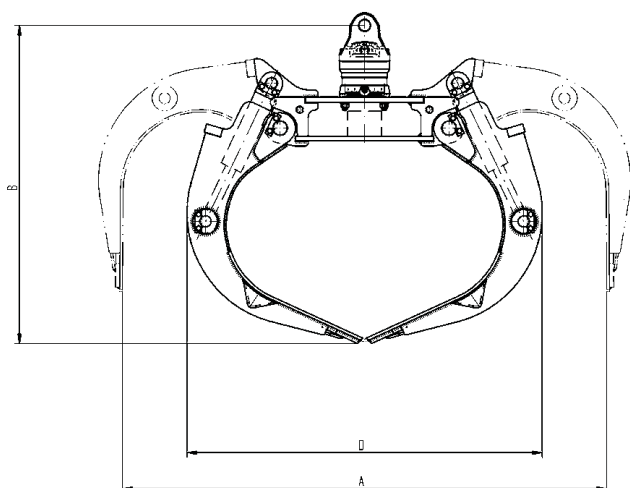
Orange Peel Grapple KM 650 large	KM 651-4	KM 651-5	KM 652-4	KM 652-5	KM 653-4	KM 653-5
Number of tines	4	5	4	5	4	5
Volume 250 (litre) part no.	9849599	9849629	9849688	9849718	9849777	9849807
Volume 350 (litre) part no.	9849602	9849637	9849696	9849726	9849785	9849815
Volume 500 (litre) part no.	9849611	9849645	9849700	9849734	9849793	9849823
Max. opening A (mm)	1550 1720 2155	1550 1720 2155	1550 1720 2155	1550 1720 2155	1550 1720 2155	1550 1720 2155
Width D, closed (mm)	1285 1260 1320	1285 1260 1320	1285 1260 1320	1285 1260 1320	1285 1260 1320	1285 1260 1320
Height B, closed, incl. rotator (mm)	1015 1100 1350	1015 1100 1350	1015 1100 1350	1015 1100 1350	1015 1100 1350	1015 1100 1350
Self weight, w/o rotator (kg)	445 470 555	520 545 635	425 440 505	505 520 595	390 395 435	470 480 525
Load capacity (kg)	2500 3000 3000	2500 3000 3000	2500 3000 3000	2500 3000 3000	2500 3000 3000	2500 3000 3000
Closing force (kN)	18 16 13	18 16 13	18 16 13	18 16 13	18 16 13	18 16 13

Package consists of: orange peel grapple, non-return valve

Accessories	Description
KM 04 F	Recommended rotator for KM 650 large
KM 06 F140-40	Recommended rotator for KM 650 large – for heavy duty application

Requirements of truck crane	
Operating pressure	max. 26 MPa (260 bar)
Pump capacity:	30 to 80 l/min

Technical drawing



HIAB POLYP GRAPPLES

Application: Waste handling, Recycling

Polyp Grapples	KM 652-5-180V	KM 652-5-230V	KM 652-5-300V	Hiab Z-250-6
Part no*	4636710	4636711	4636712	4636713
Part no package**	-	-	-	4636714
Number of tines	5	5	5	6
Volume (litre)	180	230	300	250
Max. opening A (mm)	1260	1308	1570	1437
Width D, closed (mm)	934	934	994	1050
Height B, closed, w/o rotator (mm) Height Include Link/Rotator **	685	710	850	801 1261
Self weight, w/o rotator (kg)* Weight package **	290 -	305 -	330 -	386 454
Load capacity (kg)	2000	2500	2500	2500
Closing force (kN)	18	18	15	13,9

***Package suitable for J1250RZ and J1500RZ including: Poly Grab, Grab hook, Parking console, Filler plates (shims).*

Accessories Hiab Z-250-6	Part no.
Rotator GV6	94102281
Link HPL	212060
Hose kit	91116631

Hiab Z-250-6





HIAB MULTIBRUSH

Designed for snow removal from roofs and other hard-to-reach areas, but can also be used for other purposes, such as sand removal from the ground, etc.

Mounted to a Rotator, the Multi Brush is very efficient and easy to use, but at the same time gentle to the surface.



Application: Maintenance

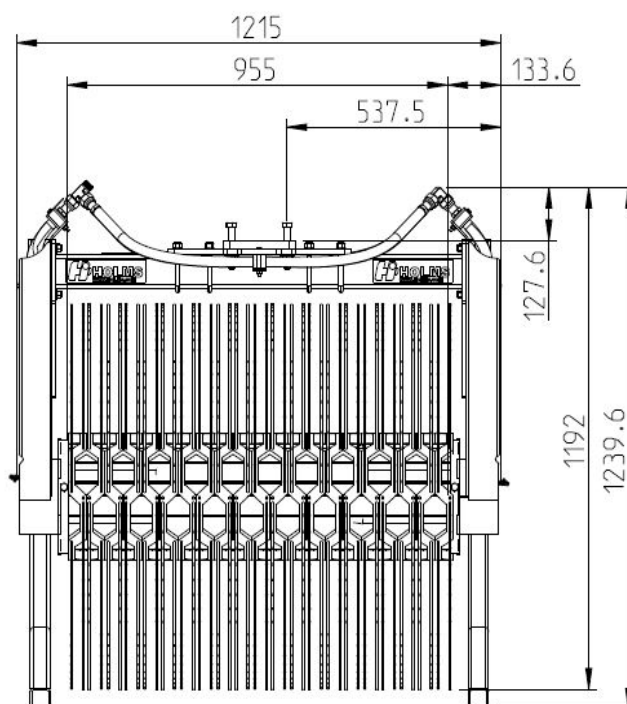
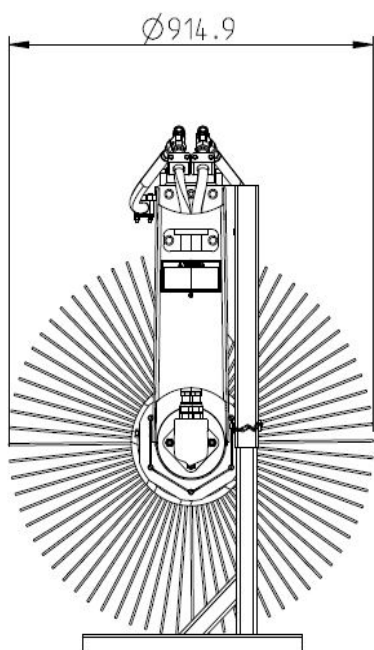
Technical data	
Part no Multi Brush 1.0.	3396121
Part no connecting hose	9700182
Self weight (kg)	190
Brush Width (mm)	1000
Max working pressure (MPa)	20
Oil flow min/max (l/min)	40/130
Speed at 45 l/min (rpm)	115
Mounting flange (mm)	4 x 140
Hydraulic connection	SAE ORFS 1*

* Package includes: Parking support

2 connecting hoses required for connection to Rotator

Can be used with all Quick Change systems

Technical drawing





WARNING



HIAB





HIAB PALLET FORKS



HANDLE PALLETIZED GOODS

Main pallet fork features

Handling loads with a pallet fork has a number of advantages. Above all a pallet fork is less expensive than the main alternative – a brick grab. Also, since the load is palletized and lifted from underneath, it is possible to lift many different types of loads, both soft and flexible loads as well as solid ones. In addition, some pallet fork models can just be hooked on, without a rotator or hydraulic connection. The

various types of pallet forks available differ essentially from each other in three ways: the weight of loads they can handle, how the centre of gravity is controlled and the way prong spread is adjusted. What affects your choice of pallet fork is the loads you need to handle and how flexible you want to be. We recommend that you give purchasing a pallet fork careful consideration before coming to a final decision.





HIAB KM 414

KM 414 is a budget alternative when you need to keep things simple and straightforward. You can lift loads weighing up to 2500 kg and shift the centre of gravity manually just by changing the position of the attachment. The height and width of this pallet fork model are manually adjustable, stepwise, by means of pin-locks. Attachments for hook as well as flange and shaft rotator are available. A straightforward and affordable solution.



Application: Lifting, Pallet handling, Building material

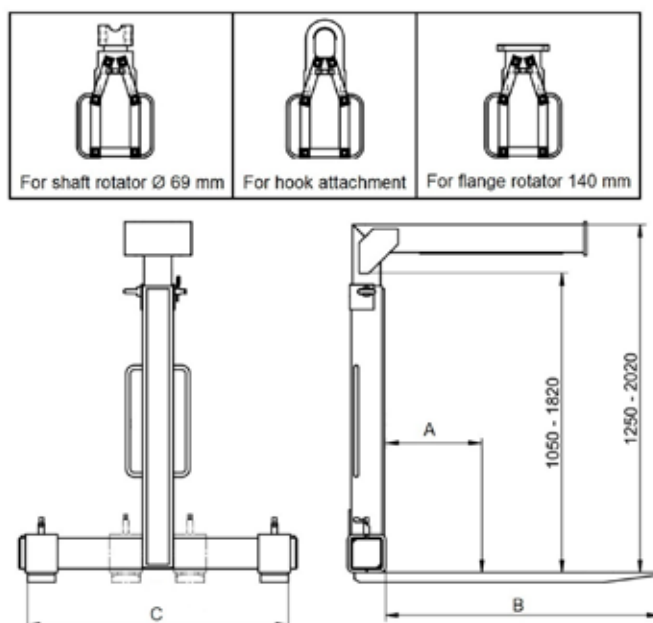
Technical data KM 414-	2000-500	2000-600	2500-600
Package for hook (part no.)*	3391787	3382451	3396789
Package for flange rotator (part no.)**	3391809	3382478	3396801
Package for shaft rotator Ø 69 mm (part no.)***	3391779	3382460	3396797
Max. load - in centre of gravity (kg)	2000	2000	2500
Centre of gravity (mm), A	500	600	600
Prong length (mm), B	980	1150	1150
Prong spread (mm), C	330 - 930	360 - 950	385 - 975
Weight (kg)*/**/***	150	205	220

* Package consists of: Attachment for hook, Safety chain 5 m, Pallet fork.

** Package consists of: Attachment for flange rotator, Safety chain 5 m, Pallet fork.

*** Package consists of: Attachment for shaft rotator Ø 69 mm, Safety chain 5 m, Pallet fork.

Technical drawing





HIAB KM 414 T

KM 414 is a budget alternative when you need to keep things simple and straightforward. You can lift loads weighing up to 2500 kg and shift the centre of gravity manually just by changing the position of the attachment. The height and width of this pallet fork model are manually adjustable, stepwise, by means of pin-locks. Attachments for hook as well as flange and shaft rotator are available. A straightforward and affordable solution.



Application: Lifting, Pallet handling, Building material

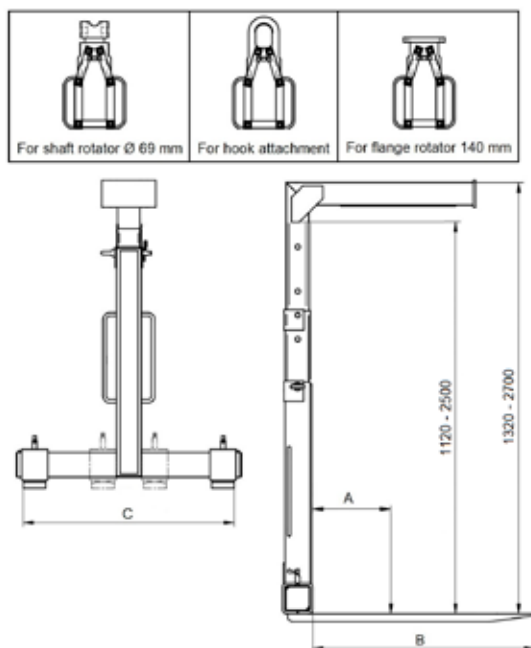
Technical data KM 414-T	2000-500	2000-600	2500-500	2500-600
Package for hook (part no.)*	4649442	4649445	4650875	4650878
Package for flange rotator (part no.)**	4649443	4649446	4650876	4650879
Package for shaft rotator Ø 69 mm (part no.)***	4649444	4649447	4650877	4650880
Max. load - in centre of gravity (kg)	2000	2000	2500	2500
Centre of gravity (mm), A	500	600	500	600
Prong length (mm), B	980	1150	980	1150
Prong spread (mm), C	365 - 950	370 - 960	370 - 960	385 - 975
Weight (kg)*/**/***	165	230	200	245

* Package consists of: Attachment for hook, Safety chain 5 m, Pallet fork.

** Package consists of: Attachment for flange rotator, Safety chain 5 m, Pallet fork.

*** Package consists of: Attachment for shaft rotator Ø 69 mm, Safety chain 5 m, Pallet fork.

Technical drawing







HIAB KM 415

KM 415 features automatic compensation and adjustment of the centre of gravity depending on load.

The height and width of this pallet fork are adjusted manually. Available in lifting capacity up to 2500 kg.

Attachments for hook as well as flange and shaft rotator are available. A practical and cost effective solution.

Application: Lifting, Pallet handling, Building material



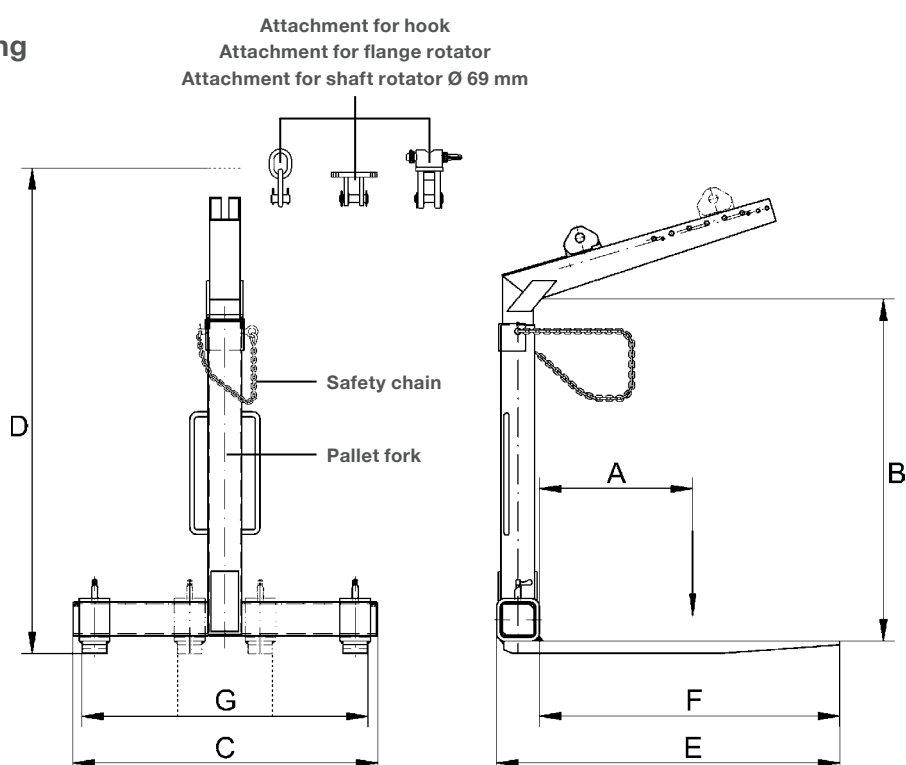
Technical data KM 415-	2000-500	2000-600	2500-600
Package for hook (part no.)*	3382753	3382788	3396436
Package for flange rotator (part no.）**	3382770	3382800	3396452
Package for shaft rotator (part no.)***	3382761	3382796	3396444
Max. load - in centre of gravity (kg)	2000	2000	2500
Centre of gravity (mm), A	500	600	600
Max. load height (mm), B	1050- 1650	1050 - 1650	1050 - 1650
Width (mm), C	1000	1000	1000
Height - excl. hook (mm), D*	1545 - 2245	1545 - 2275	1545 - 2275
Height - excl. flange rotator (mm), D**	1470 - 2170	1470 - 2200	1470 - 2200
Height - excl. shaft rotator (mm), D***	1530 - 2230	1530 - 2260	1530 - 2260
Length (mm), E	1120	1300	1300
Prong length (mm), F	980	1150	1150
Prong spread (mm), G	345 - 940	355 - 945	385 - 975
Weight (kg)*/**/***	155	200	225

* Package consists of: Attachment for hook, KM 460 01 Safety chain 5 m, KM 415 Pallet fork.

** Package consists of: Attachment for flange rotator, KM 460 01 Safety chain 5 m, KM 415 Pallet fork.

*** Package consists of: Attachment for shaft rotator Ø 69 mm, KM 460 01 Safety chain 5 m, KM 415 Pallet fork.

Technical drawing





HIAB KM 401

KM 401 features automatic compensation and adjustment of the centre of gravity depending on load. The height is adjusted manually. Width is adjusted with a smooth-running spindle. Available in lifting capacity up to 2500 kg. As no part of these pallet forks is wider than the prongs, they are perfectly suitable for cramped spaces.



Application: Lifting, Pallet handling, Building material

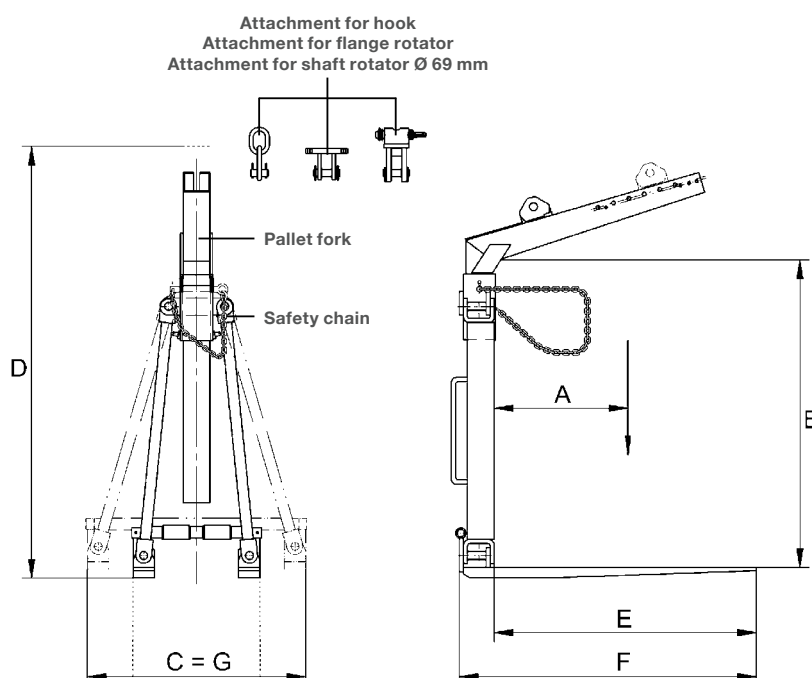
Technical data KM 401-	2000-500	2000-600
Package for hook (part no.)*	3382541	3382575
Package for flange rotator (part no.)**	3382567	3382591
Package for shaft rotator (part no.)***	3382559	3382583
Max. load - in centre of gravity (kg)	2000	2000
Centre of gravity (mm), A	500	600
Max. load height (mm), B	1050 - 1650	1050 - 1650
Width (mm), C	495 - 835	475 - 815
Height - excl. hook (mm), D*	1540 - 2280	1540 - 2305
Height - excl. flange rotator (mm), D**	1465 - 2210	1465 - 2235
Height - excl. shaft rotator (mm), D***	1525 - 2265	1525 - 2290
Length (mm), F	1130	1300
Prong length (mm), E	980	1150
Prong spread (mm), G	495 - 835	475 - 815
Weight (kg)*/**/***	150	205

* Package consists of: Attachment for hook, KM 460 01 Safety chain 5 m, KM 401 Pallet fork.

** Package consists of: Attachment for flange rotator, KM 460 01 Safety chain 5 m, KM 401 Pallet fork.

*** Package consists of: Attachment for shaft rotator Ø 69 mm, KM 460 01 Safety chain 5 m, KM 401 Pallet fork.

Technical drawing





HIAB KM 401T

KM 401T features automatic compensation and adjustment of the centre of gravity in combination with efficient handling of over-height loads such as insulating material – thanks to the adjustable height of up to 2500 mm and the easy adjustment with a stainless steel-plastic-sliding guide in the upper part. Available in lifting capacity up to 2500 kg.

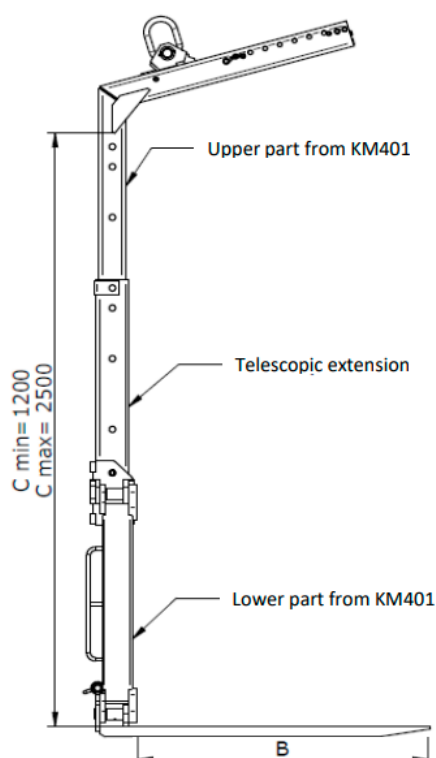
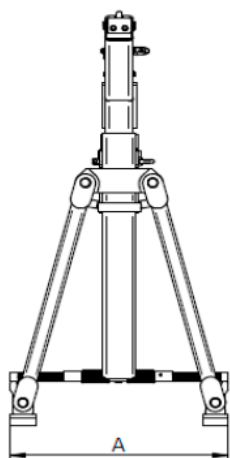


Application: Lifting, Pallet handling, Building material

Technical data KM 401T	2000-500	2500-500	2000-600	2500-600
Package for hook (part no.)*	3397521	3397530	3397564	3397572
Centre of gravity (mm),	500	500	600	600
Max. load height (mm), C	1200 - 2500	1200 - 2500	1200 - 2500	1200 - 2500
Width (mm), A	495 - 835	475 - 815	475 - 815	485 - 825
Prong length (mm), B	980	980	1150	1150
Prong spread (mm), A	495 - 835	475 - 815	475 - 815	485 - 825
Weight (kg)*/**/****	165	230	225	250

* Protection chain and hook attachment included

Technical drawing





HIAB KM 401H

KM 401H features hydraulically operated gravity compensation instead of the spring solution. Combined with a rotator this ensures very accurate positioning and optimal maneuverability. Attachments for flange and shaft rotator are available. Available in lifting capacity up to 2500 kg.

Application: Lifting, Pallet handling, Building material



Technical data KM 401H-	2000-500	2000-600
Package incl. flange rotator (part no.)*	3385728	3385736
Package incl. shaft rotator (part no.)**	3385761	3385779
Package for flange rotator (part no.)***	3383865	3383873
Package for shaft rotator (part no.)****	3382621	3382630
Max. load - in centre of gravity (kg)	2000	2000
Centre of gravity (mm), A	500	600
Max. load height (mm), B	1050 - 1650	1050 - 1650
Width (mm), C	475 - 815	475 - 815
Height - incl. flange rotator (mm), D1*	1710 - 2375	1710 - 2405
Height - incl. shaft rotator (mm), D1**	1805 - 2470	1805 - 2500
Height - excl. flange rotator (mm), D2***	1340 - 2005	1340 - 2035
Height - excl. shaft rotator (mm), D2****	1395 - 2060	1395 - 2090
Length (mm), E	1345	1345
Prong length (mm), F	980	1150
Prong spread (mm), G	475 - 815	475 - 815
Weight - incl. rotator (kg)*/**	210	265
Weight (kg)***/*	175	230
Built-in Pressure Relief Valve	No	No
Max. oil pressure (MPa)	26	26
Rec. oil flow (l/min)	20 - 40	20 - 40

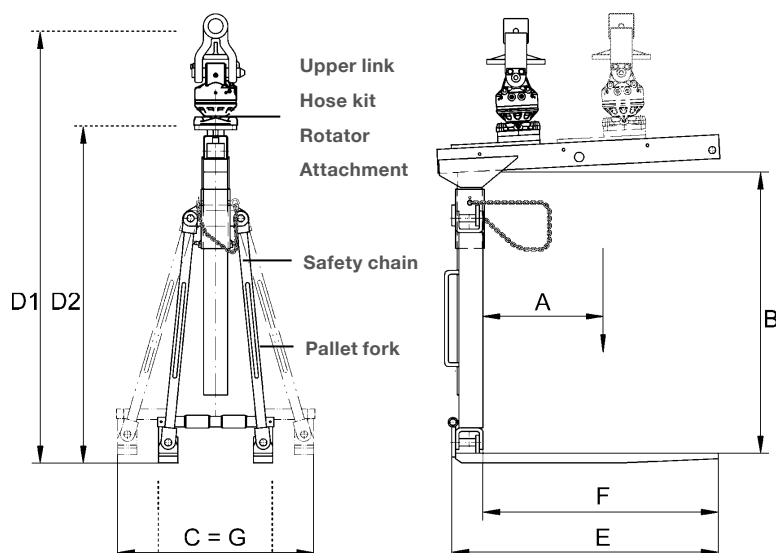
* Package consists of: KM 501 Short upper link, KM 203 01 Hose kit, KM 04 F Rotator, Attachment for flange rotator, KM 460 01 Safety chain 5 m, KM 401H Pallet fork.

** Package consists of: KM 501 Short upper link, KM 203 01 Hose kit, KM 04 S69-30 Rotator, Attachment for shaft rotator Ø 69 mm, KM 460 01 Safety chain 5 m, KM 401H Pallet fork.

*** Package consists of: KM 203 01 Hose kit, Attachment for flange rotator, KM 460 01 Safety chain 5 m, KM 401H Pallet fork.

**** Package consists of: KM 203 01 Hose kit, Attachment for shaft rotator Ø 69 mm, KM 460 01 Safety chain 5 m, KM 401H Pallet fork.

Technical drawing





HIAB KM 401HT

KM 401HT features hydraulically operated gravity compensation in combination with efficient handling of over-height loads such as insulating material – thanks to the adjustable height of up to 2500 mm and the easy adjustment with a stainless steel-plastic-sliding guide in the upper part. The height is adjusted manually, stepwise and set by means of a pin-locks. Width is adjusted with a smooth-running spindle. Available in lifting capacity up to 2500 kg.

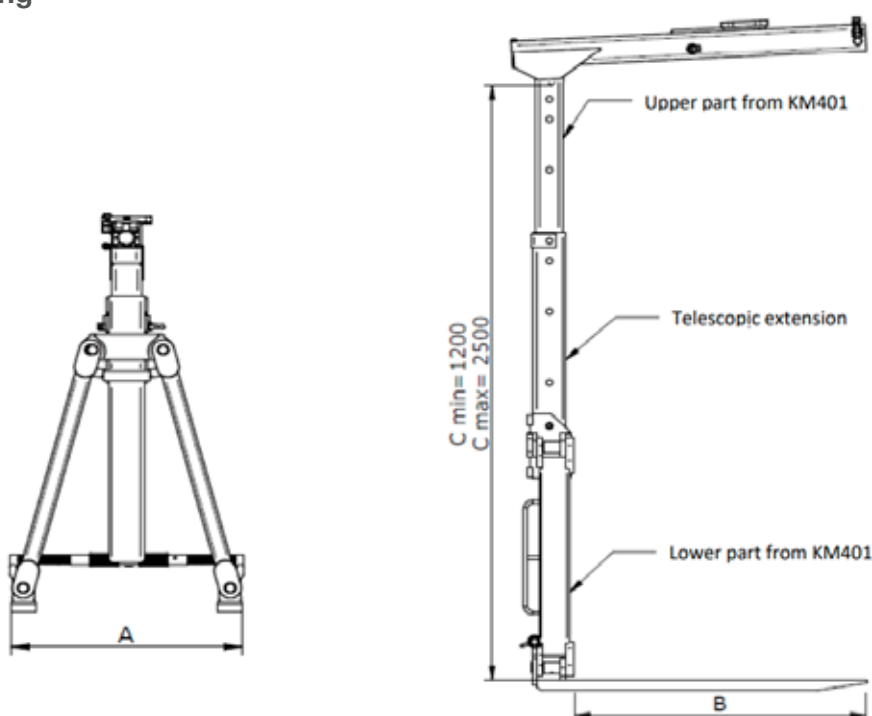


Application: Lifting, Pallet handling, Building material

Technical data KM 401HT	2000-500	2500-500	2000-600	2500-600
Pallet fork (part no.)*	3397467	3397475	3397491	3397505
Max. load - in centre of gravity (kg)	2000	2500	2000	2500
Centre of gravity (mm),	500	500	600	600
Max. load height (mm), C	1200 - 2500	1200 - 2500	1200 - 2500	1200 - 2500
Width (mm), A	495 - 835	475 - 815	475 - 815	485 - 825
Height	-	-	-	-
Prong length (mm), B	980	980	1150	1150
Prong spread (mm), A	495 - 835	475 - 815	475 - 815	475 - 815
Weight (kg)	190	250	250	270
Max. oil pressure (MPa)	20	20	20	20
Rec. oil flow (l/min)	20 - 40	20-40	20 - 40	20 - 40

* Protection chain and attachment for flange rotator included

Technical drawing





HIAB WALLBOARD FORK KM 461

Wall board fork for handling wallboards. When there is a limited space and require a very narrow fork frame and overall width.

Using a hinged lower section, sheets of wallboard can be lifted and folded into a vertical position and clamped between the tines and frame, preventing the boards from sliding during handling.



Application: Lifting, Building material

Technical data KM 461-	800	1000	1500	2000	2500
Package incl. flange rotator (part no.)*	338 3971	338 3997	338 4012	338 4039	338 4055
Package incl. shaft rotator (part no.)**	338 3962	338 3989	338 4004	338 4021	338 4047
Package for flange rotator (part no.)***	338 2648	338 3890	338 3903	338 3911	338 3920
Package for shaft rotator (part no.)****	338 3881	338 2656	338 2664	338 2672	338 2681
Max. load (kg)	800	1000	1500	2000	2500
Max. load width / height (mm), A	460 / 1250	460 / 1250	460 / 1250	460 / 1250	460 / 1250
Width (mm), B	1140	1635	1865	1865	1865
Height - incl. flange rotator (mm), C1*	2225	2195	2205	2215	2225
Height - incl. shaft rotator (mm), C1**	2195	2290	2300	2310	2320
Height - excl. flange rotator (mm), C2***	1855	1690	1700	1710	1720
Height - excl. shaft rotator (mm), C2****	1785	1745	1755	1765	1775
Length (mm), D	725 - 1670	725 - 1670	730 - 1680	730 - 1680	740 - 1690
Prong length (mm), E	1250	1250	1250	1250	1250
Prong spread (mm), F	600 - 1000	640 - 1600	640 - 1830	640 - 1830	640 - 1830
Weight (kg)	260	300	355	375	380
Built-in Pressure Relief Valve (MPa)	20	20	20	20	20
Max. oil pressure (MPa)	32	32	32	32	32
Rec. oil flow (l/min)	40 - 75	40 - 75	40 - 75	40 - 75	40 - 75
Built-in Load Holding Valve	Yes	Yes	Yes	Yes	Yes

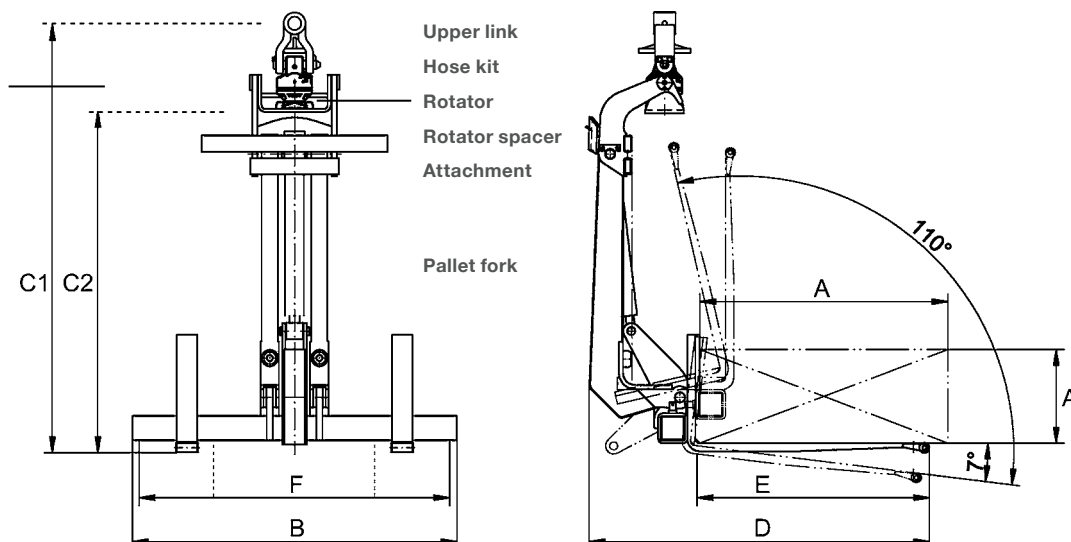
* Package consists of: KM 501 Short upper link, KM 203 01 Hose kit, KM 04 F Rotator, Rotator spacer, Attachment for flange rotator, KM 461 Pallet fork.

** Package consists of: KM 501 Short upper link, KM 203 01 Hose kit, KM 04 S69-30 Rotator, Rotator spacer, Attachment for shaft rotator Ø 69 mm, KM 461 Pallet fork.

*** Package consists of: KM 203 01 Hose kit, Rotator spacer, Attachment for flange rotator, KM 461 Pallet fork.

**** Package consists of: KM 203 01 Hose kit, Rotator spacer, Attachment for shaft rotator Ø 69 mm, KM 461 Pallet fork.

Technical drawing



Accessories KM 461-	800 Part no.	1000 Part no.	1500 Part no.	2000 Part no.	2500 Part no.
Attachment for flange rotator	9872540	-	-	-	-
Attachment for shaft rotator Ø 69 mm	-	9872531	9872531	9872531	9872531
Rotator spacer	-	9872574	9872574	9872574	9872574
KM 203 01 Hose kit	3383415	3383415	3383415	3383415	3383415
KM 204 Hydraulic quick coupling, mobile (2 pcs)	3386562	3386562	338 6562	3386562	3386562
KM 204 Hydraulic quick coupling to rotator, fixed (2 pcs)	3386554	3386554	3386554	3386554	3386554
KM 204 Hydraulic quick coupling to rotator, fixed kit	3386635	3386635	3386635	3386635	3386635

HIAB WALLBOARD FORK KM 461-2500S

Application: Lifting, Building material

Description

- 2x Hydraulic fork adjustment
- 2x Mechanical fork adjustment
- 2x Tines in a fixed position

Technical data	KM 461-2500S
Part no.*	4634508
Part no. **	4636709
Load capacity (kg)	2500
Opening range, min/max. (mm)	2400/4150
Plunge depth (mm)	1130
Package Width (mm)	460
Package Hight (mm)	1370
Self weight (kg)	640*/683**
Working pressure (bar)	175
Pump capacity l/min	25-75

**** Kit with KM 461-2500S, rotator KM04F, short link KM501S, hoses, switch valve hand lever.**





HIAB BRICK GRABS



A VERSATILE GRIP

Main brick grab features

There is a lot to gain from using a brick grab. First and foremost, a brick grab is extremely versatile and made to withstand tough duty work – all day, every day. The load doesn't have to be palletized and can be handled from awkward positions with limited space. Brick grabs are ideal for speedy handling of your loads. There are two types of grabs – the main difference being the opening and closing movement of the arms. You can have a grab with parallel arm movement or one with scissor movement, both having

their own strong features. How to choose is a matter of consideration and depends, naturally, on the nature of your business, today and in the future. Take some time to think about how you would like your business to develop – then decide on the solution that best helps you assist your customers in doing business. The investment in a suitable and versatile brick grab can move your business forward and upward.

HIAB SCISSOR SQUEEZE-TYPE KM 331

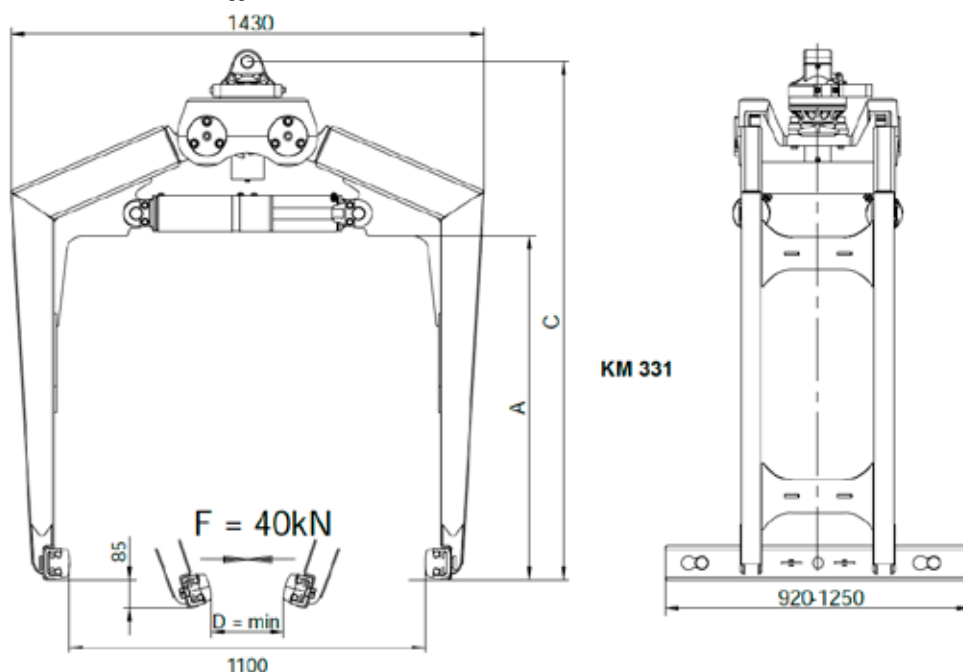


Application: Lifting, Brick & Block, Building material

Technical data	1000	1100	1200	1300
Part no	9854461	9854479	9854487	9854495
Plunge depth (mm) A	1000	1100	1200	1300
Lifting capacity (kg)	2000	2000	1800	1600
Span closed (mm) B	220	160	100	40
Span open (mm) C	1420	1450	1475	1500
Height (mm) D	1455	1555	1655	1755
Weight (kg)	255	260	265	270

Accessories	331	332/333	332/333*
Compression rails 720 mm (E)	-	9854541	3394664
Compression rails 920 mm (E)	9872591	-	-
Compression rails 1000 mm (E)	9872612	9854550	3389391
Compression rails 1250 mm (E)	9872639	9854568	3394665
Titing device for shaft rotator	-	3394665	3394665
Titing device for flange rotator	-	3394666	3394666
Height reduction	-	3394667	3394667

Technical drawing



HIAB PARALLEL SQUEEZE-TYPE KM 332

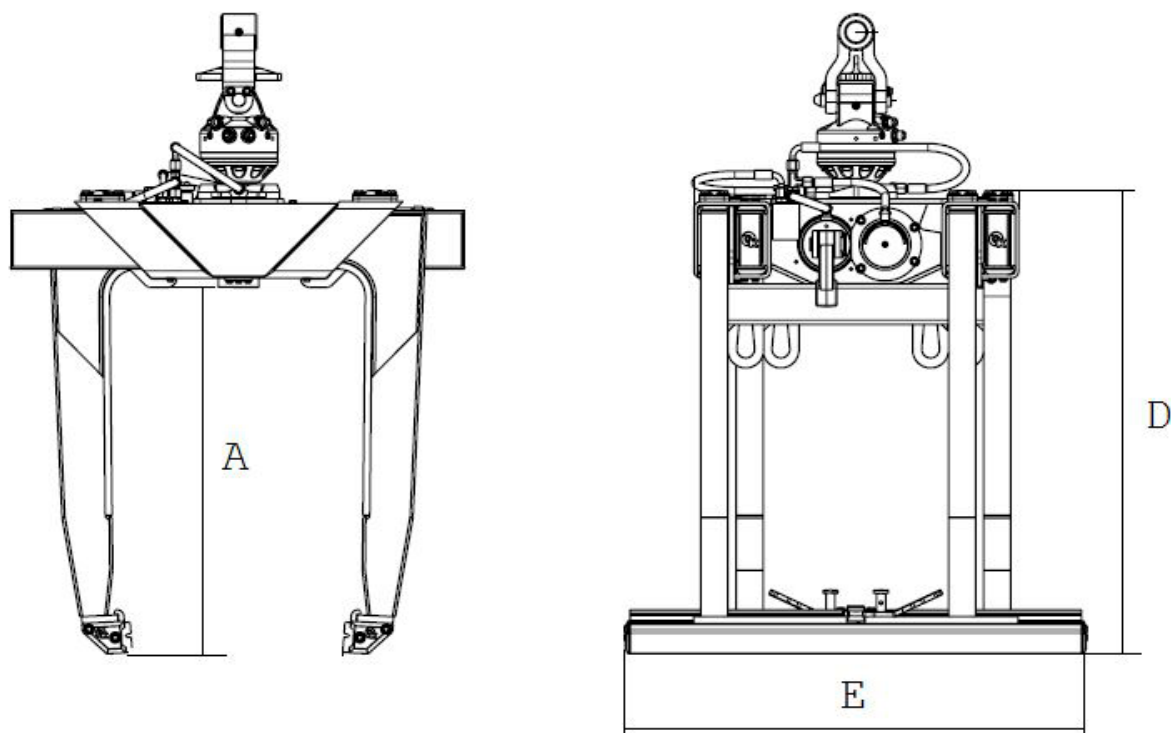


Application: Lifting, Brick & Block, Building material

Technical data	850	1000	1100	1300	V-850	V-1100
Part no	9854509	9854517	3396541	9854525	3399868	9854533
Plunge depth (mm) A	850	1000	1100	1300	850-1400	1000-1650
Lifting capacity (kg)	2200	2000	1850	1600	2200/1600	1900/1350
Height (mm) D	1065	1215	1315	1515	1065-1615	1315-1865
Weight (kg)	245	255	265	275	290	340

Accessories	331	332/333	332/333*
Compression rails 720 mm (E)	-	9854541	3394664
Compression rails 920 mm (E)	9872591	-	-
Compression rails 1000 mm (E)	9872612	9854550	3389391
Compression rails 1250 mm (E)	9872639	9854568	3394665
Titing device for shaft rotator	-	3394665	3394665
Titing device for flange rotator	-	3394666	3394666
Height reduction	-	3394667	3394667

Technical drawing



HIAB PARALLEL SQUEEZE-TYPE KM 333 (REINFORCED VERSION)

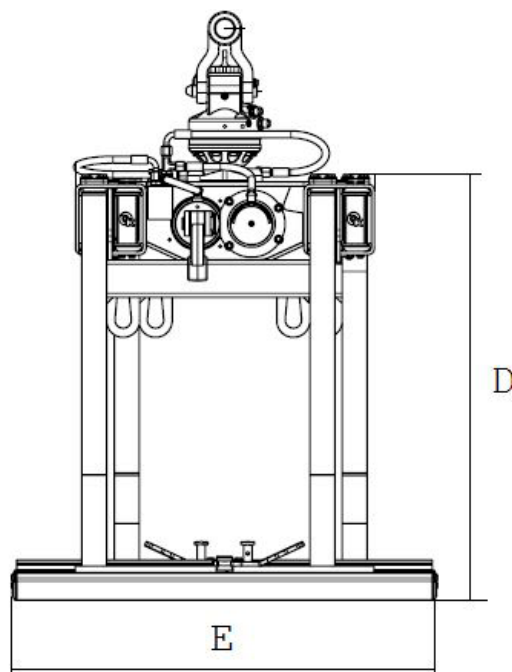
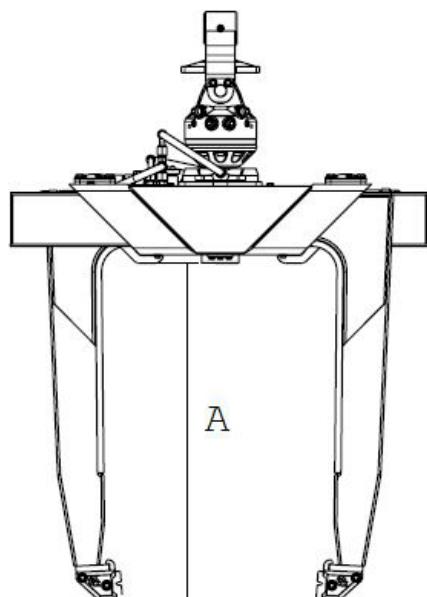
Application: Lifting, Brick & Block, Building material



Technical data	850	1000	V-1100
Part no	3389251	3389260	3389278
Plunge depth (mm) A	850	1000	1100-1650
Lifting capacity (kg)	3000	2500	2300-1600
Gripping min/max	400/1400	400/1400	400/1400
Height (mm) D	1090	1240	1340-1890
Weight (kg)	400	415	490

Accessories	331	332/333	332/333*
Compression rails 720 mm (E)	-	9854541	3394664
Compression rails 920 mm (E)	9872591	-	-
Compression rails 1000 mm (E)	9872612	9854550	3389391
Compression rails 1250 mm (E)	9872639	9854568	3394665
Titing device for shaft rotator	-	3394665	3394665
Titing device for flange rotator	-	3394666	3394666
Height reduction	-	3394667	3394667

Technical drawing









HIAB CROSS LIFT

Hiab X-2500 is a useful, easy-to-use cross lifting beam accessory for every crane truck to have always in the vehicle. No matter what the cargo is, it ensures that it is lifted straight up and reduces the pressure on it. The load is well anchored on the lifting hooks and does not come loose even during sharp movements.



When not in use, it takes up little space and can be stored in a shipping box under the flatbed. It only weighs 15.4 kg and can be assembled easily and quickly in 30 seconds. It consists of three parts which are assembled together with two lynch pins and two shackle pins so there is no need for tools to assemble or disassemble it.

The grip-friendly handles make it easy to hang the hook on the crane. The Hiab X-2500 makes sure the load is distributed evenly. For example, when lifting big bags, the straps are spared and the load for the bag is straight and evenly distributed on the four hooks. When lifting pallets. It is important to use four steps of equal length in each corner of the pallets to not compress the pallet collars nor the goods.

It is CE marked and approved for 2500 kg lifts and follows Maskindirektivet 2006/42/EG.

Application: Lifting, Waste handling

Technical data	HIAB X-2500	HIAB X-2500 WIDE
Part no: Black / Red	4645661 / 4645665	4649440 / 4649441
Lifting capacity (kg)	2500	2500
Measurement assembled (Lenght, Width, Height in mm)	1070 / 1070 / 212	1560 / 1560 / 287
Measurements folded (Lenght, Width, Height in mm)	1070 / 70 / 212	1560 / 70 / 287
Weight (kg)	15.4	23,3





HIAB PERSONNEL BASKET



Hiab self-levelling Personnel Baskets are available for markets for non-CE markets. The Personnel Baskets are self-levelling by gravity with an adjustable damping cylinder and available in three different versions: Aluminum, Fiber glass or Painted steel. The Boom attachment is dimensioned to fit the last extension. The Basket is bolted to the Boom attachment. A quick-coupling can be used as an option to make assembling/disassembling faster.

Application: Maintenance

Model	PB800	SP800	2AE	2VE	2MF
Part no	9858083	9855599	3394800	3394801	3394802
Material	Aluminium	Galvanized steel	Aluminium	Fiberglass	Painted steel
Capacity (kg)	225	220	200	200	200
Weight (kg)	81	94	82	101	105
Size (mm)	1330 x 612	1330 x 630	1400 x 700	1400 x 700	1400 x 700
Height (mm)	1120	1090	1160	1160	1160

Accessories	Part no	Fits to model
Boom attachment (specify dimensions of last extension)	3870546	PB800, SP800
Quick Coupling between Crane and Basket	9858067	PB800, SP800
Boom attachment (specify dimensions of last extension)	3394805	2AE. 2VE. 2MF
Quick Coupling between Crane and Basket	3394806	2AE. 2VE. 2MF



WASTE CONTAINER DISCHARGE UNIT

This container discharge attachments with ring system are characterised by short cycle times and an attractive acquisition price. Containers can be emptied even faster and more cost effectively with a one-man operation.

Application: Waste handling, Recycling



Bottle bank discharge unit KM 920-1 for container with ring system / low overall height

- Low overall height due to compact design.
- Rugged engineering with rope operation.
- Hooks on automatically when container is lifted.
- Precise positioning with rotator.
- Protection against damage of container by automatic lift stop.

Bottle bank discharge unit KM 920-11 for container with ring system

- Robust mechanics with few moving parts and guided lifting hook.
- Precise positioning with rotator, due to the use of a rotator with vertical oil ducts no externally installed hydraulic hoses are necessary.
- Pressure relief valve ensures independence of crane operating pressure.
- Protection against damage of container by automatic lift stop.

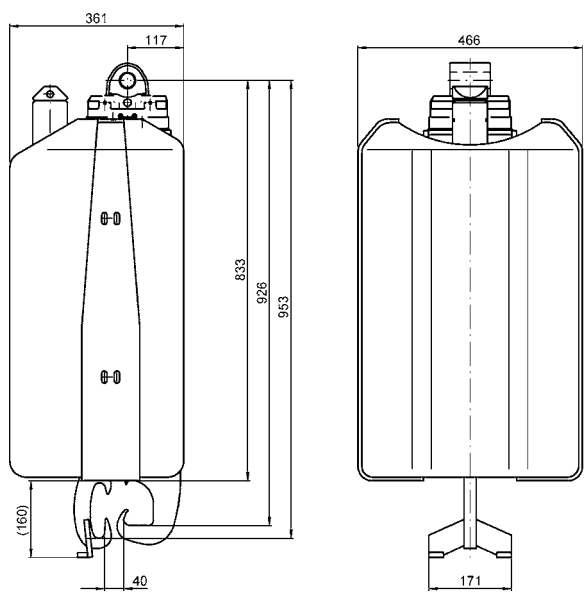
Technical data	KM 920-1*	KM 920-11**
Part no.	3391841	3391361
Max. lift of the hook (mm)	500	500
Load capacity	2200	2500
Height, incl. rotator (mm)	955	1400
Self weight (kg)	170	175
Max. operating pressure (MPa(bar))	21 (210)	32 (320)
Max. pump capacity (l/min)	60	60

*Package consists of bottle bank discharge unit, rotator, short connecting hoses KM 203 01, upper suspension with pendulum damper KM 511 4500, non-return valve

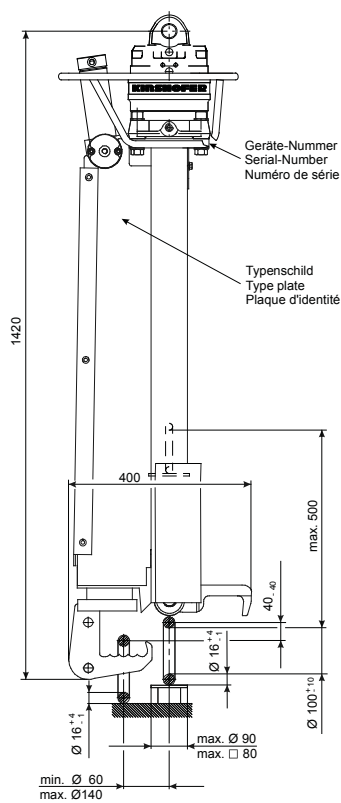
** Package consists of bottle bank discharge unit, rotator KM 04 F140-30V, short connecting hoses KM 203 01, non-return valve, upper suspension with pendulum damper KM 511 4500, pressure relief valve

Accessories	KM 924
Description	Docking device for bottle bank discharge units: it allows the discharge unit to be hydraulically docked and locked onto the crane jib. When unlocked, acts as a hydraulic pendulum damper. A solenoid valve for switch-over between the hydraulic circuits is included. Please state crane model when ordering. Operating pressure 28 MPa (280 bar).
Part no.	3391850
Tilting angle (deg.)	90
Self weight (kg)	70

Technical drawing



KM 920-1



KM 920-11



WASTE CONTAINER DISCHARGE UNIT

This container discharge attachments with the fast mushroom system are characterised by short cycle times and an attractive acquisition price. Containers can be emptied even faster and more cost effectively with a one-man operation.

Application: Waste handling, Recycling



Bottle bank discharge unit KM 920-12 for container with mushroom system

- Robust mechanics with self centring hydraulic interlocking.
- Precise positioning with rotator, direct hose routing.
- Independence of crane operating pressure due to the pressure relief valve.
- Protection against damage of container by automatic lift stop and an additional height control system.

Bottle bank discharge unit KM 921 for container with mushroom system or ring system

- Combination model: without any adjustments both types of containers can be handled – with mushroom system or ring system.
- Low overall height due to compact design.
- Robust mechanics with self locking spindle.
- Precise positioning with rotator.
- Pressure relief valve ensures independence of crane operating pressure.
- Protection against damage of container by automatic lift stop and an additional height control system.

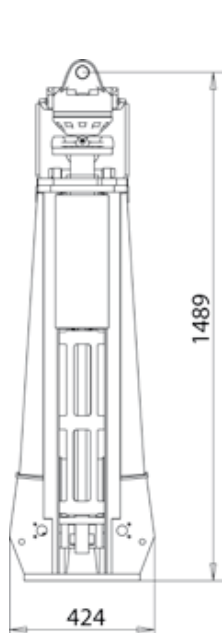
Technical data	M 920-12*	KM 921**
Part no.	3391370	3391337
Max. lift of the hook (mm)	500	500
Volume (kg)	2500	2500
Height, incl. rotator (mm)	1490	1055
Self weight (kg)	175	170
Max. operating pressure (MPa(bar))	32 (320)	32 (320)
Max. pump capacity (l/min)	60	60

* Package consists of bottle bank discharge unit, rotator KM 04 F, short connecting hoses KM 203 01, upper suspension with pendulum damper KM 511 4500, pressure relief valve and non-return valve

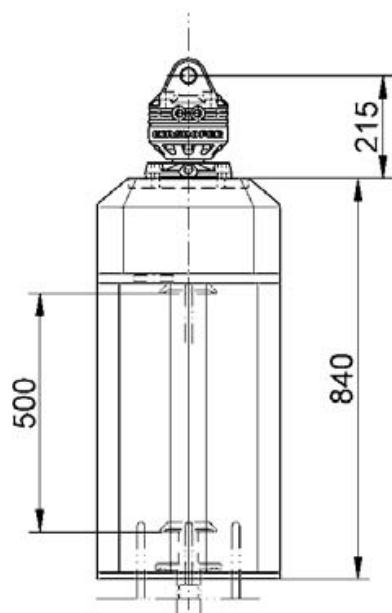
** Package consists of bottle bank discharge unit, rotator KM 04 F, short connecting hoses KM 203 01, upper suspension with pendulum damper KM 511 4500, pressure relief valve

Accessories	KM 924
Description	Docking device for bottle bank discharge units: it allows the discharge unit to be hydraulically docked and locked onto the crane jib. When unlocked, acts as a hydraulic pendulum damper. A solenoid valve for switch-over between the hydraulic circuits is included. Please state crane model when ordering. Operating pressure 28 MPa (280 bar).
Part no.	3391850
Tilting angle (deg.)	90
Self weight (kg)	70

Technical drawing



KM 920-12



KM 921





HIAB HYDRAULIC HOOK

Fastening and loosening containers, pallet forks, slings etc in a fast and safe way.

KM 920-5 is designed to pick up Pallet forks, but can be used for various loads. The additional hook can be used for attaching slings.

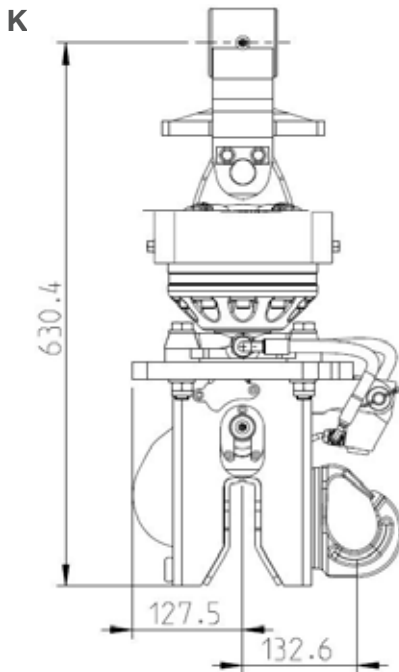
This is usually attached to Rotator.

Application: Lifting, Pallet handling, Building material

Technical data	KM 920-5
Part no. *	3396710
Part no.	3396711
Self weight (kg)	12
Load capacity (kg)	4500
Load holding valve	Yes
Mechanical lock	Yes
Mounting flange (mm)	4 x 140

**Package consists of Hydraulic hook, Flange rotator with short upper link and hose guard, hose kit*

Technical drawing



BARRIER LIFTER

The KM 932MB Barrier Lifter is a mechanical grapple for fast and convenient handling of concrete barriers and blocks.

Application: Maintenance

Safe

Carbide gripping pads ensure safe operation, even on wet or coated surfaces.

Efficient

The fully integrated, mechanically operated “latch & release” system allows the unit to function independently, without assistance from a ground man.

Versatile

Multi-position arms are a standard feature. This means one unit can achieve different gripping ranges by simply changing a pin position.

Cost-effective

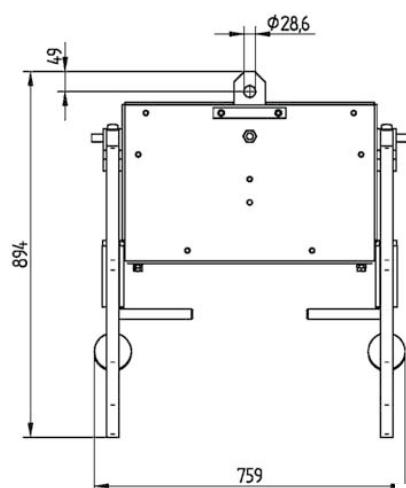
The elimination of slings and chains means more cycles can be achieved per hour.

Fast

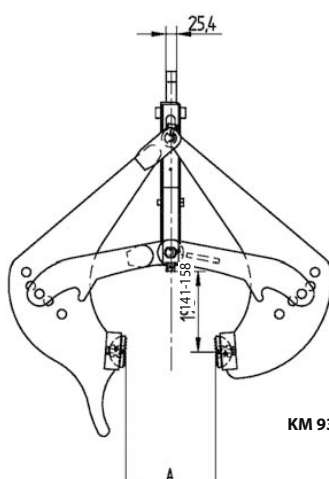
The “latch & release” system functions automatically each time the load line is slackened.

Technical data	KM 932MB-6/10	KM 932MB-12/14
Part no.	3399010	3399028
Gripping A, min./max. (mm)	115– 305	295 – 395
Self weight (kg)	162	150
Load capacity (kg)	6580	6580

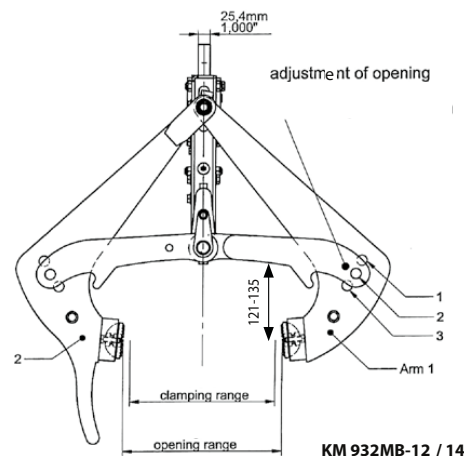
Technical drawing



KM 932MB



KM 932MB-6 / 10



KM 932MB-12 / 14



MANIPULATOR

A hydraulically operated attachment used for positioning tubes or poles, the KM 930 is for use on loader cranes with three functions. Flange mounting on the mechanical extension of the crane.



Application: Maintenance

Manoeuvrability

Through three hydraulic functions gripping, lifting and turning (rotation and tilting) of straight round poles (three hydraulic circuits are necessary). Unlimited angle of rotation.

Precision operation

Assured through continuous rotation, equipped with mechanically operating, hydraulic pilot controlled brake to prevent unintentional rotation.

Heavy loads

Of 500 kg up to 3000 kg can be handled by the manipulators.

Technical data	KM 930-500	KM 930-1000	KM 930-2000	KM 930-3000
Part no.	3398960	3398978	3398986	3398994
Load capacity (kg)	500	1000	2000	3000
Gripping Ø, min./max. (mm)	100 / 300	100 / 300	250 / 600	250 / 600
Width B (mm)	785	1300	1285	2560
Number of tines	1	2	4	6
Self weight (kg)	235	310	910	1360
Closing force (kN)	11	23	35	53

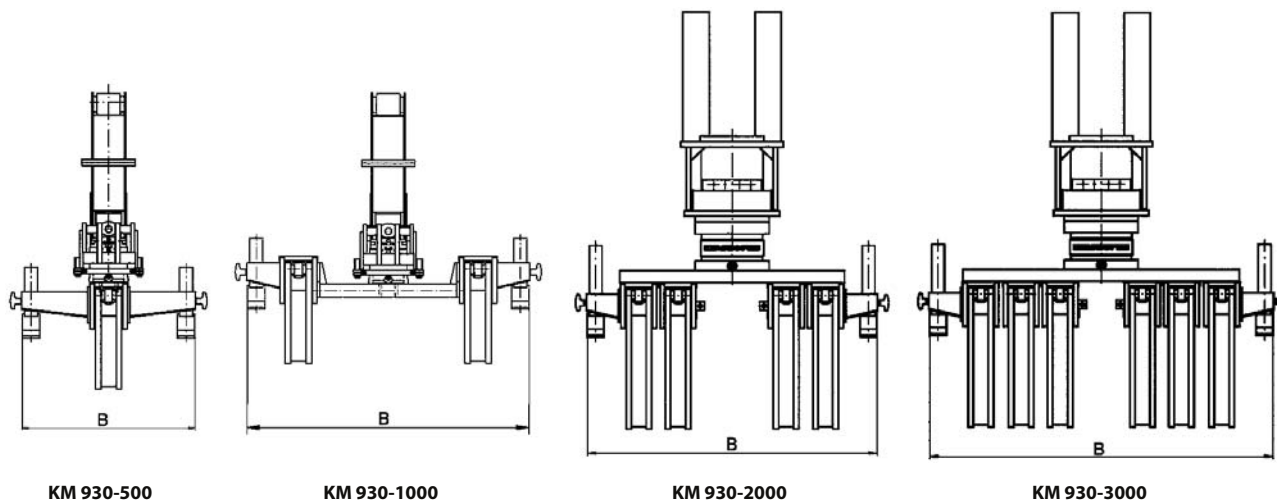
Package consists of manipulator, rotator, hydraulic pilot controlled brake, non-return valve

Please note: tubes or poles have to be grabbed always in the centre of gravity

Accessories	KM 980-2	KM 980-2 c
Part no. 24 V	3399001	4645668
Part no. 12 V	3399002	4645669
Description	Solenoid valve for additional oil circuit to change over to 3 circuits (for gripping, lifting, turning) when only 2 circuits are available, ready for mounting – 12 V or 24 V, working pressure max. 250 bar, oil flow 60 l/min (do-it-yourself assembly).	Solenoid valve KM 980-2 complete attachment kit including assembly components, solenoid valve, hose guard, hoses and mounting on the KM 930 manipulator – 12 V or 24 V, working pressure max. 250 bar, oil flow 60 l/min.

Requirements of truck crane	
Operating pressure (MPa (bar))	Max. 20 (200)
Pump capacity (l/min)	20 to 40

Technical drawing

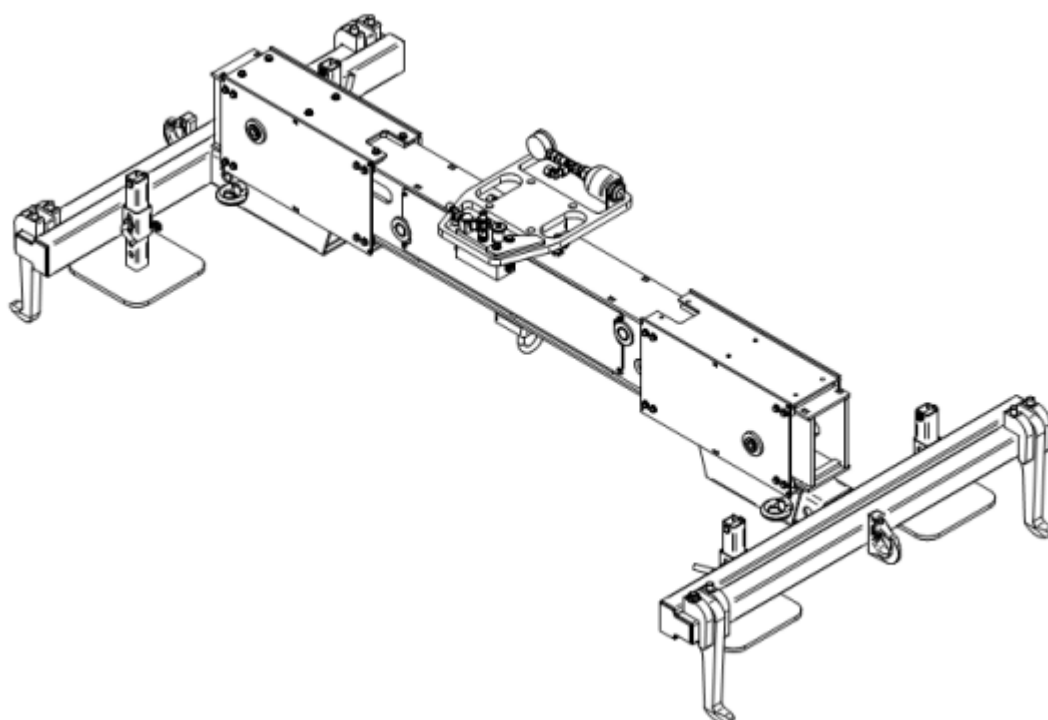
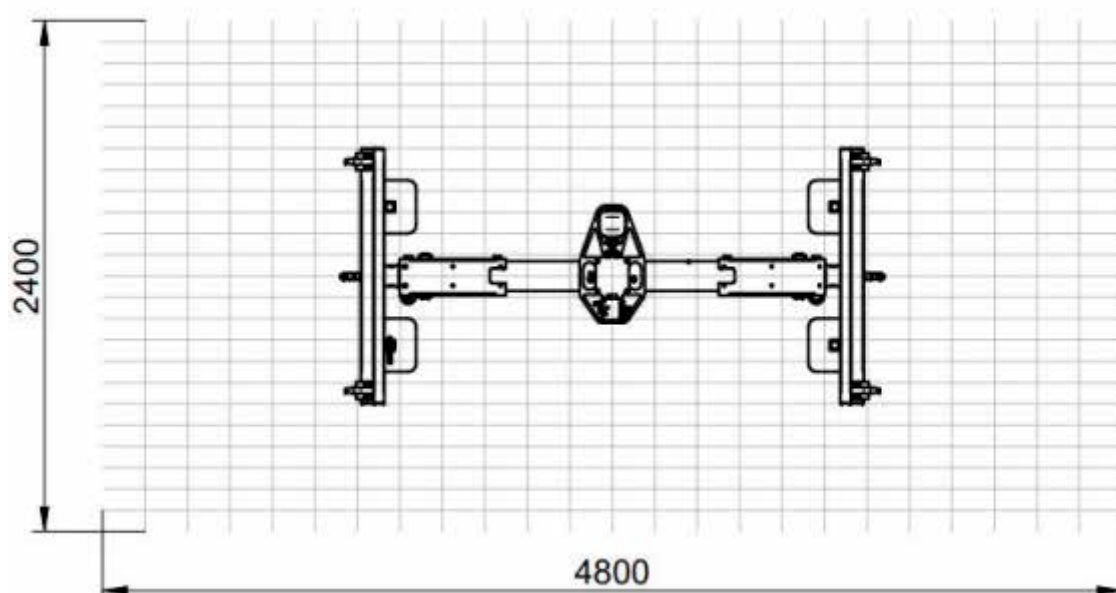


WIRE MESH ATTACHMENT

Wire mesh attachment for steelmats
2400x4800

Application: Lifting, Building material

Technical data	KM 923
Part no.	4625295
Load capacity (kg)	1600
Opening range, min/max. (mm)	1500/2650
Plunge depth (mm)	130
Width (mm)	1200
Self weight (kg)	295
Working pressure (bar)	200/280
Pump capacity l/min	25-75







HIAB EARTH DRILLS AND AUGERS

The robust earth drills for cranes from 9 -18 t/m are an economical and customized solution for earth drills e.g. for fencing, road signage, landscaping and tree planting.

The Hiab Auger S5 is perfectly matched to the corresponding earth drills and every task. A constant spiral configuration and a shallow pitch flight guarantee extreme efficiency and productivity.

Application: Maintenance, Landscaping

Earth Drills	3000TC	5500TC	7000TC
Part no.	3394445	3394446	3394447
Torque range (Nm)	959-3116	1685-5477	2098-6819
Max. Oil Pressure (bar)	260	260	260
Max Oil flow (l/min)	35	50	50
Rotation speed (rpm)	7-46	11-38	9-30
Height (mm)	665	780	780
Diameter (mm)	244	269	269
Weight (kg)	73	108	110
Suitable Crane range (TM)	0-9	9-15	9-18
Shaft (mm)	Ø 65	□ 75	□ 75

Extensions	Ø 65 mm	□ 75 mm
500 mm	3394448	
800 mm	3394449	
1000 mm	3394451	3394454
1200 mm	3394452	
1500 mm		3394455
2000 mm		3394456
2500 mm		3394457



Earth Drill



Extension




Earth Auger


Earth Augers Ø 65 mm - Round	SD	HD	XD
100 mm	3394462	3394477	3394491
150 mm	3394463	3394478	3394493
200 mm	3394464	3394479	3394494
225 mm	3394465	3394480	3394495
250 mm	3394466	3394481	3394496
300 mm	3394467	3394482	3394497
350 mm	3394469	3394483	3394498
375 mm	3394470	3394485	3394499
400 mm	3394471	3394486	3394500
450 mm	3394472	3394487	3394501
500 mm	3394473	3394488	3394502
550 mm	3394474	3394489	3394503
600 mm	3394475	3394490	3394504

Earth Augers □ 75 mm - Square	SD	HD	XD
150 mm	3394505	3394525	3394543
200 mm	3394507	3394526	3394544
225 mm	3394508	3394527	3394545
250 mm	3394509	3394528	3394546
300 mm	3394510	3394529	3394547
350 mm	3394511	3394530	3394548
375 mm	3394512	3394532	3394550
400 mm	3394513	3394533	3394551
450 mm	3394515	3394534	3394552
500 mm	3394516	3394535	3394553
550 mm	3394517	3394536	3394554
600 mm	3394518	3394537	3394555
700 mm	3394519	3394538	3394556
750 mm	3394520	3394539	3394558
800 mm	3394521	3394540	3394559
900 mm	3394523	3394541	3394560
1000 mm	3394524	3394542	3394561

Tooth options



Heavy duty (HD) and Extra dig (XD)

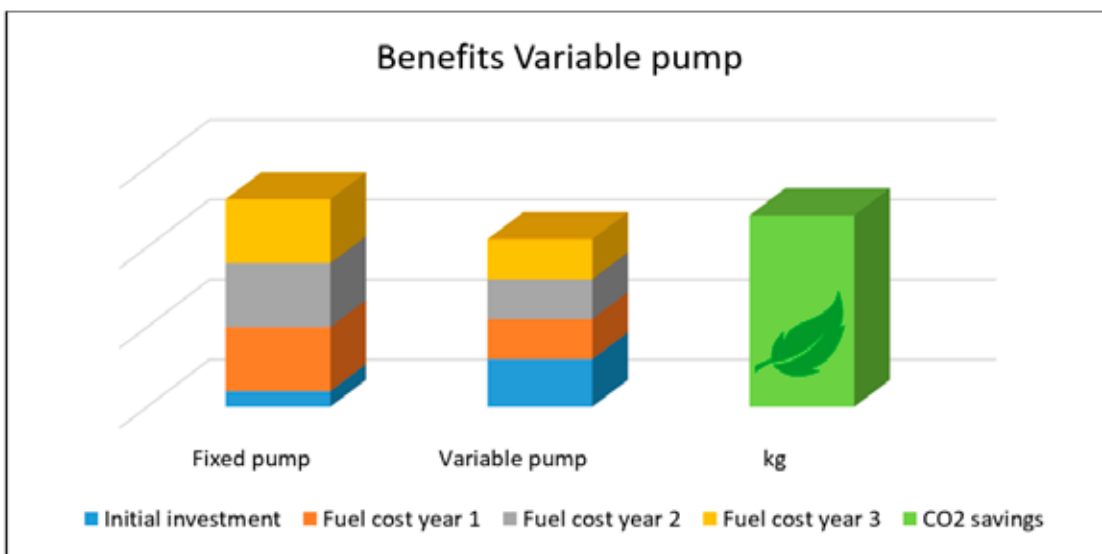


Standard duty (SD)

HIAB OIL PUMPS

Variable pump - the environmental friendly choice

A variable pump is preferable from an environmental point of view, especially when there are big variations in workload and speed. Benefits are lower fuel consumption and higher capacity. In certain applications, up to 60% fuel saving is possible. Pumps are dependent on the direction of rotation, so a right or left version has to be ordered.



Fixed pump – easy and space-saving installation

A fixed pump is preferable when workloads are usually about the same and oil flow requirements relatively constant. Hiab offers a range of fixed piston pumps. The pumps are compact, so they are easy to install even where the space is limited. On the SAP and F1-series, the direction of rotation can be changed at the installation if needed, while the XPI-series adapts automatically to the direction of rotation.



HIAB VARIABLE PUMP SVH

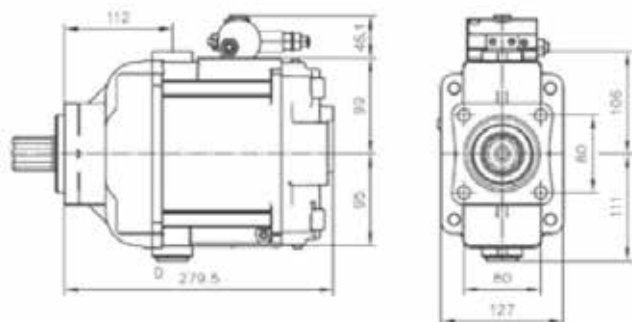


Technical data	062	092	112	130
Left rotation (-L)	3394694	3389731	3389758	3398056
Right rotation (-R)	3394695	3389723	3389740	3398064
Left rotation (-L), with 10° flange angle	-	-	3394690	3394692
Right rotation (-R), with 10° flange angle	-	-	3394691	3394693
Shaft type	DIN 5462	DIN 5462	DIN 5462	DIN 5462
Displacement (cm ³ /rev)	62,4	87,2	110,4	130
Max pump speed (rpm)	2500	2300	2200	2100
Max working pressure (MPa)	40	40	40	45
Self weight (kg)	24	27	30	31
Tare-weight moment (Nm)	30	35	40	40
Dimension Suction port	Ø58 mm	Ø58 mm	Ø58 mm	Ø58 mm
Dimension Pressure port	ISO-G 1"	ISO-G 1"	ISO-G 1"	ISO-G 1"
Dimension Load sensing port	ISO-G 1/4"	ISO-G 1/4"	ISO-G 1/4"	ISO-G 1/4"
Dimension Drain port	ISO-G 3/4"	ISO-G 3/4"	ISO-G 3/4"	ISO-G 3/4"

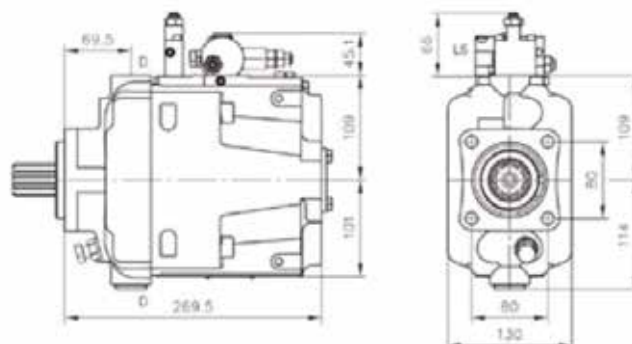
Suction connection SVH	SVH 062-130
2" (50 mm), straight	3389766
2" (50 mm), 45°	9838481
2" (50 mm), 90°	3389804
2½" (63 mm), straight	3389774
2½" (63 mm), 45°	9858407
2½" (63 mm), 90°	3389812
3" (75 mm), straight	3389782
3" (75 mm), 45°	9858415
Pressure relief valve	3389901

Technical drawing

SVH 062, 092, 112



SVH 130



HIAB VARIABLE PUMP TXV



Technical data	40	60	75	92	120	130	150
Left rotation (-L)	4643447	3394703	3394705	3394707	3394709	4643435	4643443
Right rotation (-R)	4643446	3394702	3394704	3394706	3394708	4643434	4643442
L -Through Shaft	-	-	-	-	-	4643437	-
R -Through Shaft	-	-	-	-	-	4643436	-
L-Through Shaft Down Stoked **	-	-	-	-	-	4643439	-
R-Through Shaft Down Stoked **	-	-	-	-	-	4643438	-
L-FE (Forest Edition) *	-	-	-	-	-	4643441	4643445
R-FE (Forest Edition)*	-	-	-	-	-	4643440	4643444
Shaft type	DIN 5462	DIN 5462	DIN 5462	DIN 5462	DIN 5462	DIN 5462	DIN 5462
Displacement (cm3/rev)	40	60	75	92	120	130	150
Max pump speed (rpm)	3000	2600	2000	1900	2100	2100	2000
Max working pressure (MPa)	40	40	40	38	36	36	31
Self weight (kg)	26	27	27	27	27	27	27
Tare-weight moment (Nm)	34	35	35	35	35	35	35
Dimension Suction port		ISO-G 1 1/2"	ISO-G 1 1/2"	ISO-G 1 1/2"	ISO-G 1 1/2"	ISO-G 1 1/2"	ISO-G 1 1/2"
Dimension Pressure port		ISO-G 3/4"	ISO-G 3/4"	ISO-G 3/4"	ISO-G 1"	ISO-G 1"	ISO-G 1"
Dimension Load sensing port		ISO-G 1/4"	ISO-G 1/4"	ISO-G 1/4"	ISO-G 1/4"	ISO-G 1/4"	ISO-G 1/4"
Dimension Drain port		ISO-G 3/8"	ISO-G 3/8"	ISO-G 3/8"	ISO-G 3/8"	ISO-G 3/8"	ISO-G 3/8"

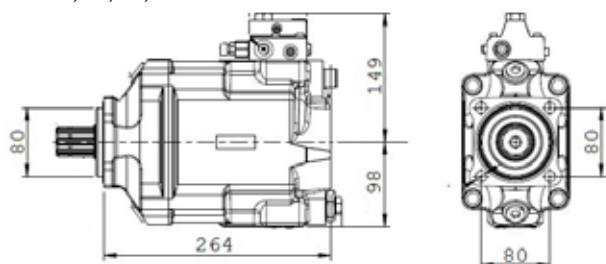
* Forest Edition - Optimized LS-regulator to make the loading with the forestry-crane more efficient.

** Can be set between 65-120 cc on request

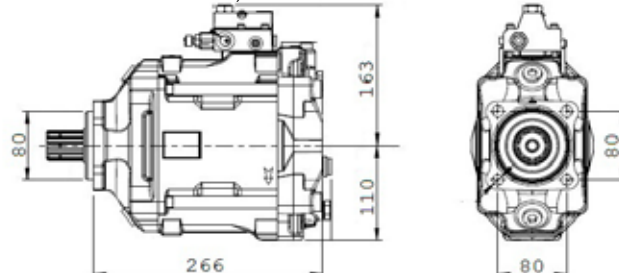
Suction connection TXV	TXV 40-150
1½" (38 mm) 90°	3394717
2" (50 mm), straight	3394721
2" (50 mm), 90°	3394718
2½" (63 mm), straight	3394723
Pressure relief valve	3389901

Technical drawing

TXV 60, 75, 92, 120



TXV 130, 150



HIAB VARIABLE PUMP VP1



Technical data	045	075	095	110	130
Left rotation (-L)	3394600	3389677	3389693	3398780	3398790
Right rotation (-R)	3394599	3389669	3389685	3398779	3398781
Left rotation (-L), with electric regulator eVFO	3395001	3395003	-	-	-
Right rotation (-R), with electric regulator eVFO	3395000	3395002	-	-	-
Shaft type	DIN 5462	DIN 5462	DIN 5462	DIN 5462	DIN 5462
Displacement (cm ³ /rev)	45	75	95	110	128
Max pump speed (rpm)	2400	2100	2200	2100	1900
Max working pressure (MPa)	40	40	42	42	42
Self weight (kg)	27	27	27	27	27
Tare-weight moment (Nm)	28	28	34,8	34,8	34,8
Dimension Suction port	ISO-G 1 1/4"	ISO-G 1 1/4"	ISO-G 1 1/4"	ISO-G 1 1/4"	ISO-G 1 1/4"
Dimension Pressure port	ISO-G 1"	ISO-G 1"	ISO-G 1"	ISO-G 1"	ISO-G 1"
Dimension Load sensing port	ISO-G 1/4"	ISO-G 1/4"	ISO-G 1/4"	ISO-G 1/4"	ISO-G 1/4"
Dimension Drain port	ISO-G 1/4"	ISO-G 1/4"	ISO-G 1/4"	ISO-G 1/4"	ISO-G 1/4"

* For eVFO pumps, additional items has to be ordered for emergency operations:

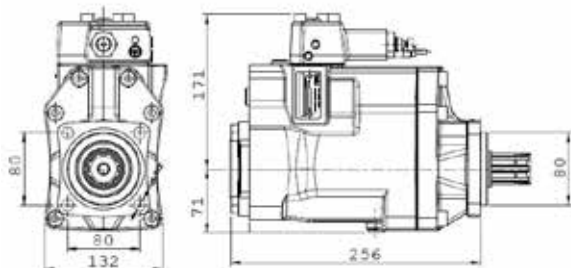
1 pcs 3395021 Connection Kit

1 pcs 9862617 V80 Series connection plug

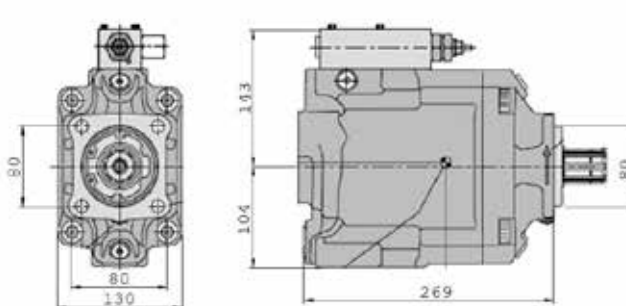
Suction connection VP1	VP1 045-075	VP1 095-130
2" (50 mm), straight	3393194	3389821
2" (50 mm), 45°	3390012	3389855
2" (50 mm), 90°	3393208	3389880
2½" (63 mm), straight	-	3389839
2½" (63 mm), 45°	3390021	3389863
2½" (63 mm), 90°	-	3389898
3" (75 mm), straight	-	3389847
3" (75 mm), 45°	-	3389871
Pressure relief valve	3389901	3389901

Technical drawing

VP1 045, 075



VP1 095, 110, 130

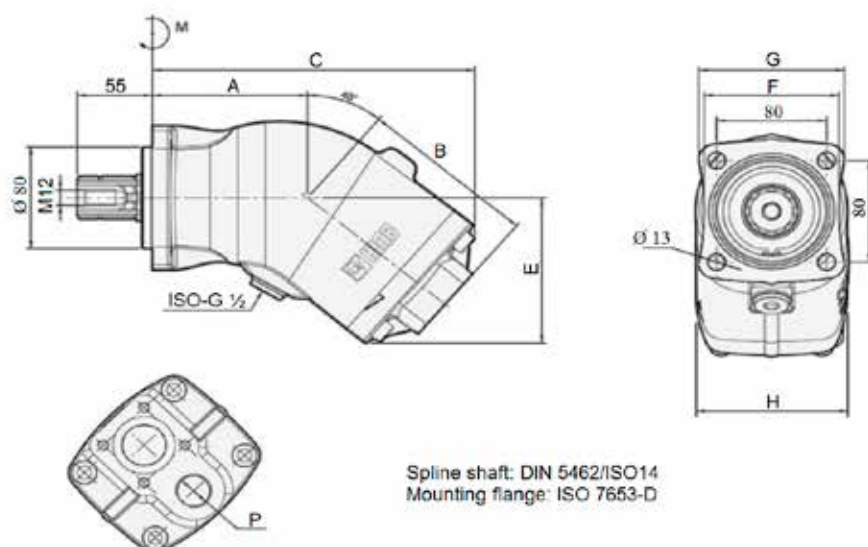


HIAB FIXED PUMP SAP



Technical data	SAP 012	SAP 017	SAP 025	SAP 034	SAP 040
Part no (L)	3394426	3394428	3394430	3394432	3398013
Part no (R)	3394427	3394429	3394431	3394434	3399249
Displacement (cm ³ /rev)	12,6	17,0	25,4	34,2	41,2
Max pump speed (rpm)	3000	3000	3000	3000	2500
Max working pressure (bar)	400	400	420	420	420
Weight (kg)	6,9	6,9	7,1	7,1	9,8
Tare-weight torque (Nm)	6,0	6,0	6,5	6,5	11,5
Dimensions (mm) A	97	97	97	97	113
Dimensions (mm) B	116	116	116	116	131
Dimensions (mm) C	206	206	206	206	235
Dimensions (mm) D	115	115	115	115	118
Dimensions (mm) E	102	102	102	102	115
Dimensions (mm) F	98	98	98	98	98
Dimensions (mm) G	106	106	106	106	106
Dimensions (mm) H	97	97	97	97	111
Dimensions ISO G P	3/4"	3/4"	3/4"	3/4"	3/4"
Dimensions ISO G Q	1/2"	1/2"	1/2"	1/2"	1/2"

Technical drawing



HIAB FIXED PUMP SAP



Technical data	SAP 047	SAP 056	SAP 064	SAP 084	SAP 108
Part no (L)	3398021	3398030	3398048	3394435	3394437
Part no (R)	3399257	3399265	3399273	3394436	3394438
Displacement (cm ³ /rev)	47,1	56,0	63,6	83,6	108
Max pump speed (rpm)	2500	2500	2500	2100	2100
Max working pressure (bar)	400	400	420	420	420
Weight (kg)	9,8	9,8	9,8	13,9	13,9
Tare-weight torque (Nm)	13	13	13	18,0	18,0
Dimensions (mm) A	113	113	113	122	122
Dimensions (mm) B	131	131	131	147	147
Dimensions (mm) C	235	235	235	264	264
Dimensions (mm) D	118	118	118	127	127
Dimensions (mm) E	115	115	115	133	133
Dimensions (mm) F	98	98	98	98	98
Dimensions (mm) G	106	106	106	106	106
Dimensions (mm) H	111	111	111	118	118
Dimensions ISO G P	3/4"	3/4"	3/4"	ISO G 1"	ISO G 1"
Dimensions ISO G Q	1/2"	1/2"	1/2"	1/2"	1/2"

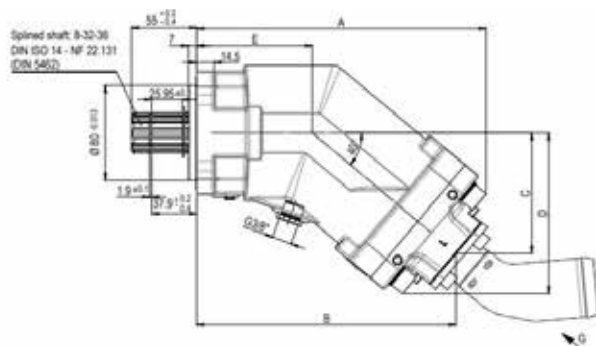
Suction connections	SAP 012-064	SAP 084-108
38 mm (1 1/2") Straight	3390284	
38 mm (1 1/2") 45°	9838490	
38 mm (1 1/2") 90°	3390306	
50 mm (2") Straight	3390292	3389766
50 mm (2") 45°	9858393	9838481
50 mm (2") 90°	3390314	3389804
63 mm (2 1/2") Straight		3389774
63 mm (2 1/2") 45°	3393526	9858407
63 mm (2 1/2") 90°		3389812
75 mm (3") Straight		3389782
75 mm (3") 45°		9858415
Pressure relief valve	3389901	

HIAB FIXED PUMP XPI



Technical data	XPi 12	XPi 18	XPi 25	XPi 32	XPi 41
Part no	3399036	3399044	3399052	3399061	3399079
Displacement (cm ³ /rev)	12,0	18,0	25,0	32,0	41,0
Max pump speed (rpm)	3150	2900	2750	2700	2550
Max working pressure (bar)	400	400	400	400	400
Weight (kg)	9,2	9,2	9,3	11,1	11,1
Tare-weight torque (Nm)	8,7	8,8	8,8	11,1	11,1
Dimensions (mm) A	196,7	196,7	196,7	202,8	202,8
Dimensions (mm) B	177,8	177,8	177,8	184,0	184,0
Dimensions (mm) C	77,1	77,1	77,1	82,3	82,3
Dimensions (mm) D	103,9	103,9	103,9	109,1	109,1
Dimensions (mm) E	85,7	85,7	85,7	85,7	85,7
Dimensions (mm) F	108,0	108,0	108,0	108,0	108,0
Dimensions ISO G G	3/4"	3/4"	3/4"	3/4"	3/4"
Dimensions (mm) H	54,0	54,0	54,0	54,0	54,0

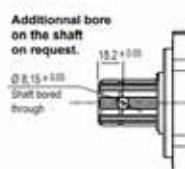
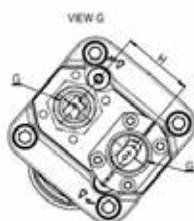
Technical drawing



Suction connection 45° is included

Mounting flange: ISO 7653-D

Spline shaft: DIN 5462/ISO14



HIAB FIXED PUMP XPI



Technical data	XPi 50	XPi 63	XPi 80	XPi 108	XPi 130
Part no	3399087	3399095	3399109	3399117	3399125
Displacement (cm ³ /rev)	50,3	63,0	80,4	108,3	129,8
Max pump speed (rpm)	2450	2300	2150	1900	1750
Max working pressure (bar)	400	400	400	400	400
Weight (kg)	11.2	11.2	14.8	14.9	15.3
Tare-weight torque (Nm)	11.7	11.8	17.8	17.9	18.7
Dimensions (mm) A	214.4	214.4	241.7	241.7	244
Dimensions (mm) B	195.6	195.6	220.9	222.5	224.8
Dimensions (mm) C	92	92	103.5	104.8	106.7
Dimensions (mm) D	118,9	118,9	133.3	133.3	135.2
Dimensions (mm) E	85,7	85,7	97.4	97.4	97.4
Dimensions (mm) F	108,0	108,0	123	123	123
Dimensions ISO G G	3/4"	3/4"	G1"	G1"	G1"
Dimensions (mm) H	54,0	54,0	60	60	60

Suction connection	XPi 12-XPi 63	XPi 80-XPi 130
38 mm (1 1/2") 45°	3394601	3394601
38 mm (1 1/2") 90°	3394605	3394605
50 mm (2") 45°	3394602	3394602
50 mm (2") 90°	3394606	3394606
63 mm (2 1/2") 45°	3394604	3394604
63 mm (2 1/2") 90°	3394607	3394607
Pressure relief valve 12V	3394682	3394684
Pressure relief valve 24V	3394683	3394685

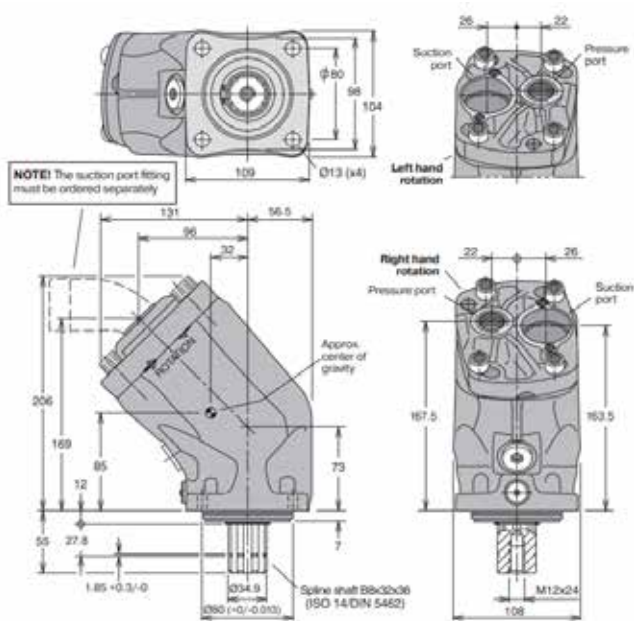
HIAB FIXED PUMP F1

Suction connection	F1 041-101
2" (50 mm), straight	3389821
2" (50 mm), 45°	3389855
2" (50 mm), 90°	3389880
2½" (63 mm), straight	3389839
2½" (63 mm), 45°	3389863
2½" (63 mm), 90°	3389898
3" (75 mm), straight	3389847
3" (75 mm), 45°	3389871
Pressure relief valve	3389901

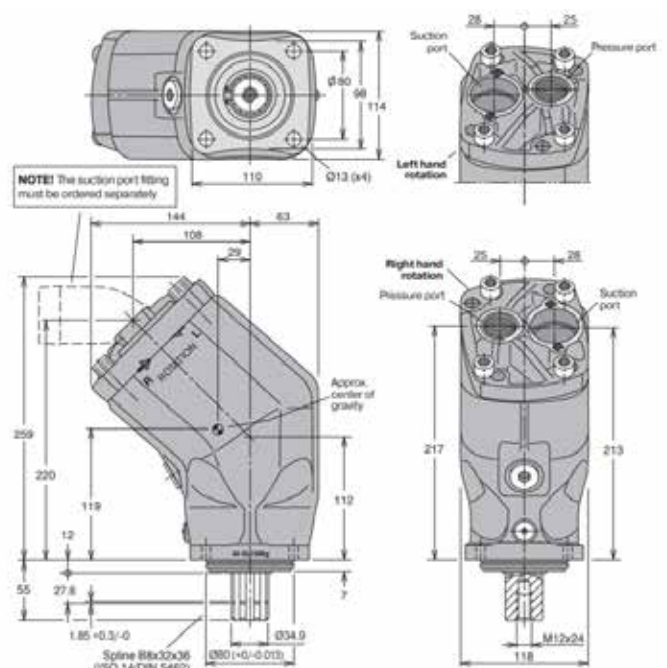


Technical data	F1-041-L	F1-051-L	F1-061-L	F1-081-L	F1-101-L
Part no	4636718	4636719	4636720	4636721	4636722
Displacement (cm³/rev)	40.9	51.1	59.5	81.6	102.9
Max pump speed (rpm)	2700	2700	2700	2300	2300
Max working pressure (bar)	400	400	400	400	400
Weight (kg)	8.5	8.5	8.5	12.5	12.5
Tare-weight torque (Nm)	-	-	-	-	-
Pressure port	3/4"	3/4"	3/4"	1"	1"

Technical drawing F1-041-051-061



Technical drawing F1-081-101



HIAB OIL TANKS

The oil tank is important to the complete hydraulic system.

HIAB oil tanks are equipped with high performance oil filters and other components making the installation easy and clean.

HIAB Cyclone oil tanks forces air bubbles out of the oil, protecting the oil pump and other hydraulic components from cavitation and heat generation. The oil volume for the Cyclone tank is dimensioned to cover the difference in oil level during Crane operation, and can be significant lower than on a traditional oil tank



HIAB ALUMINIUM OIL TANKS

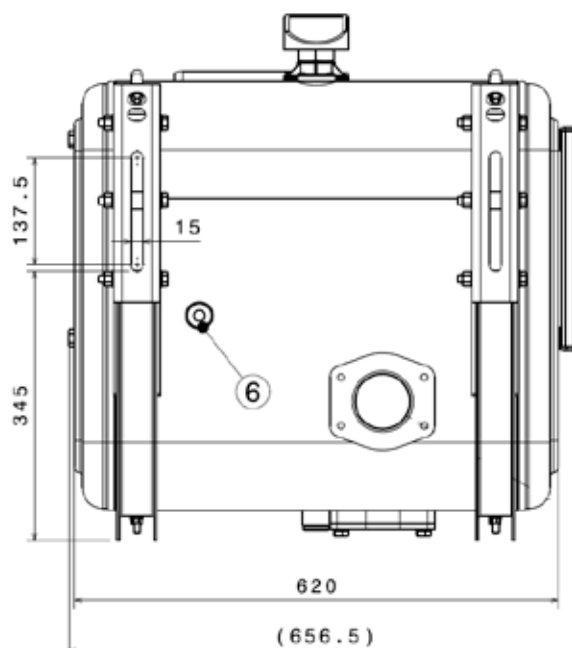
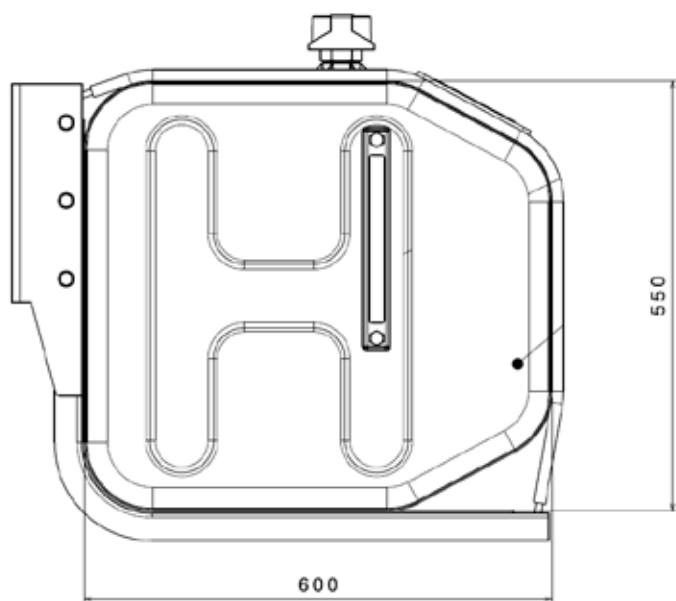


Technical data	75	100	100
Part no	3397025	3395073	3395081
Volume (litres)	75	100	100
Width (mm)	337	462	462
Height x Depth (mm)	674 x 708	674 x 708	674 x 708
Weight (kg)	28	38	38
Return filter capacity (l/min)	180	180	280
Suction outlet rear	°	°	°
Suction outlet underneath	°	°	°

Technical data	150	150	200	250	300
Part no	3395090	3395103	3395111	3395120	3395138
Volume (litres)	150	150	200	250	300
Width (mm)	657	657	832	1036	1162
Height x Depth (mm)	674 x 708	674 x 708	679 x 708	679 x 708	679 x 708
Weight (kg)	35	35	46	58	60
Return filter capacity (l/min)	180	280	280	280	280
Suction outlet rear	°	°	° °	° °	° °
Suction outlet underneath	°	°			

Suction connection 90°, Return filter, Air breather and Mounting Brackets included

Technical drawing 75-300 liters



HIAB STEEL OIL TANKS

Technical data	75	75
Part no	3397029	3397034
Volume (litres)	75	75
Width (mm)	330	330
Height x Depth (mm)	690 x 665	690 x 665
Weight (kg)	35	35
Return filter capacity (l/min)	180	180
Suction outlet rear	°	°
Suction outlet underneath		°



Technical data	100	100	100	100	150	150
Part no	3397030	3397035	3397031	3397036	3397032	3397037
Volume (litres)	100	100	100	100	150	150
Width (mm)	455	455	455	455	650	650
Height x Depth (mm)	690 x 665	690 x 665	690 x 665	690 x 665	690 x 665	690 x 665
Weight (kg)	37	37	39	39	43	43
Return filter capacity (l/min)	180	180	280	280	180	180
Suction outlet rear	°	°	°	°	° °	°
Suction outlet underneath		°		°		°

Technical data	150	150	200	250	300	400
Part no	3397033	3397038	3397041	3397050	3397068	3397076
Volume (litres)	150	150	200	250	300	400
Width (mm)	650	650	825	1030	1125	1450
Height x Depth (mm)	690 x 665	690 x 665	690 x 665	690 x 665	690 x 665	690 x 665
Weight (kg)	45	45	50	54	78	91
Return filter capacity (l/min)	280	280	280	280	280	280
Suction outlet rear	° °	°	° °	° °	° °	° °
Suction outlet underneath		°				

Suction connection 90°, Return filter, Air breather and Mounting Brackets included

Accessories	
Shut-off valve Butterfly 3"	3394700



HIAB STAINLESS STEEL OIL TANKS

Technical data	100	100
Part no	3391736	3391744
Volume (litres)	100	100
Width (mm)	455	455
Height x Depth (mm)	690 x 665	690 x 665
Weight (kg)	40	42
Return filter capacity (l/min)	180	280
Suction outlet rear	°	°
Suction outlet underneath	°	°



Technical data	150	150	200	250	300
Part no	3391639	3391647	3391655	3391663	3391671
Volume (litres)	150	150	200	250	300
Width (mm)	650	650	825	1030	1125
Height x Depth (mm)	690 x 665	690 x 665	690 x 665	690 x 665	690 x 665
Weight (kg)	47	49	57	63	70
Return filter capacity (l/min)	180	280	280	280	280
Suction outlet rear	°	°	°	°	°
Suction outlet underneath	°	°	°	°	°

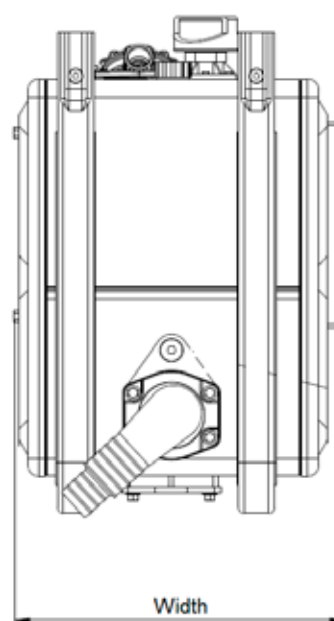
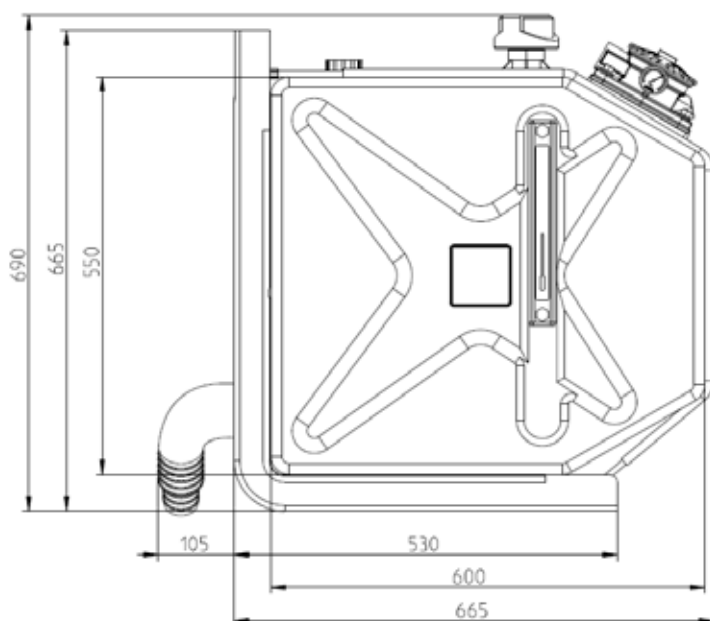
Suction connection 90°, Return filter, Air breather and Mounting Brackets included

Accessories	
Shut-off valve Butterfly 3"	3394700



STEEL/STAINLESS STEEL OIL TANKS 75 - 400 LITERS

Technical drawing




HIAB CYCLONE OIL TANKS

The oil tank is important to the complete hydraulic system.

HIAB oil tanks are equipped with high performance oil filters and other components making the installation easy and clean.

The patented Cyclone Reservoir (oil tank) is more than an Oil Tank - it removes air from the oil in a new, innovative way, 10 times more effective than a traditional Oil Tank.



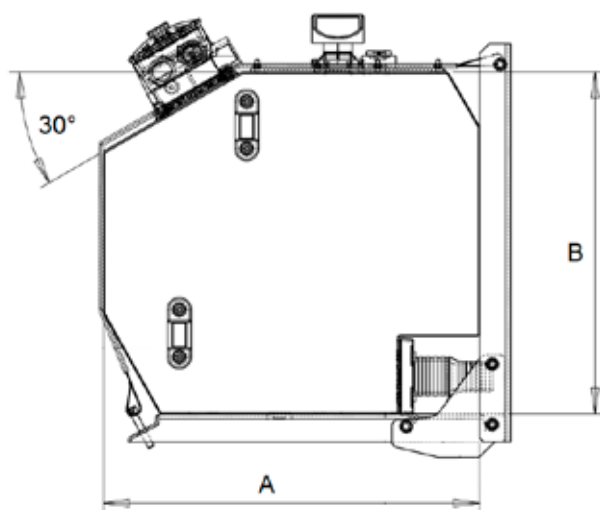
The Cyclone insert forces the de-aeration, while the surrounding reservoir acts as a buffer for changes in volume. It is dimensioned in accordance with the maximum return flow and the volume change that the reservoir has to handle.

- Reduced fuel consumption
- Reduced oil consumption
- Reduction in weight
- Reduction in water condensation
- Positive over pressure in suction line

Chassis mounted 50-150 L

Suitable for HIAB Loader cranes, Forestry and Recycling Cranes.

Technical data	50	100	150
Part no	3394982	3395009	3394983
Volume (litres)	50	100	150
Width (mm)	306	442	726
A	605	605	605
B	551	551	551
Weight (kg)	50	70	125
Return filter capacity (l/min)	280	280	280



Mounting brackets, Suction connection, Return filter and Air breather included

Crane mounted 60-192 L

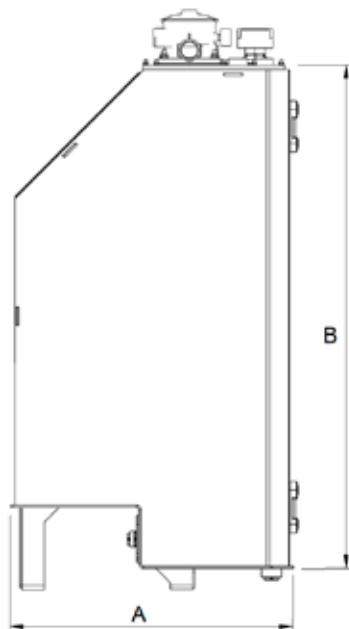
Technical data	60	110	135	190	192
Part no	4568742	4576936	3395016	3394777	5563108
Volume (litres)	60	110	135	190	192
Fit on Cranemodells	Crane 128-162	Crane 248-302	Crane*	Crane 858-1058	Crane IQ Range
Width (mm)	199	417	260	460	485
A (mm)	930	805	1290	630	630
B (mm)	565	540	724	1108	1038
Weight (kg)	50	67	109	118	151
Return filter capacity (l/ min)	180	180	280	280	280

* Designed to fit HIAB 50-70 TM Cranes, but can be used on 30-50 TM Cranes with increased installation space

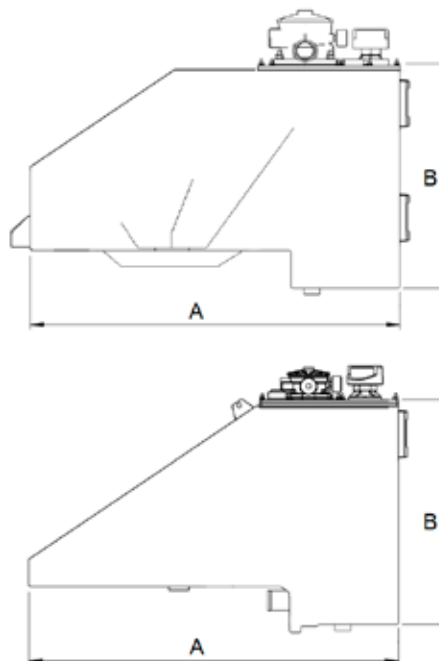
Suction connection, Return filter and Air breather included

Mounting brackets included when ordering together with HIAB FrameWorks

Technical drawing 190 L, 192 L



Technical drawing 135 L



Technical drawing 60 L, 110 L

HIAB AUXILIARY STABILISERS

Auxiliary stabilisers

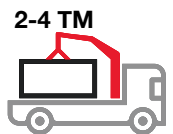
Ready to install on the truck to fulfill the customer needs, available with or without sensors and CE-declaration.

Explanation of the model names

Size Name	Crane Size (TM)
ML	2-4
0	4-10
1	10-25
2	18-35
3	30-45
4	40-60
5	50-80
6	70-100
7	90-140

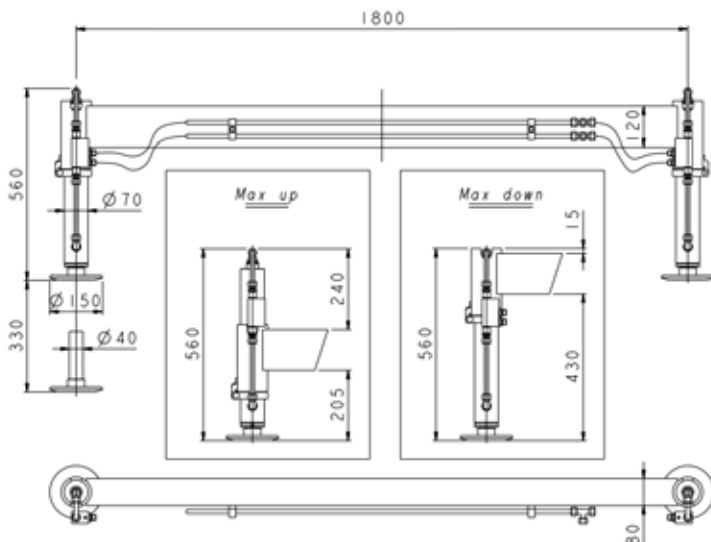
Model Name	Explanation	Available on Size
F (Fixed)	Fixed	ML-2
E (Extendible)	Extendible	All
M (Manual)	Manual Extension	ML-2
H (Hydraulic)	Hydraulic Extension	1-7
O (Opposite)	Extensions are mounted on opposite sides in the same beam	ML-2
A (Aligned)	Extensions are mounted aligned in parallel beams	1-7
L (Long)	Long Legs	All
S (Short)	Short Legs	2-7
GIR	Tiltable Legs	All
K	Leg position can be changed up and down	ML-4
S-P	Short legs with low fixation point	4-7
S-P AR	Short leg with extra low fixation point	
CP	Compact version with flat head support leg (pipe connection on the side)	5-6
PF	Stiff foot plate instead of swivel foot plate	4

FOR CRANE SIZE 2 - 4 TM

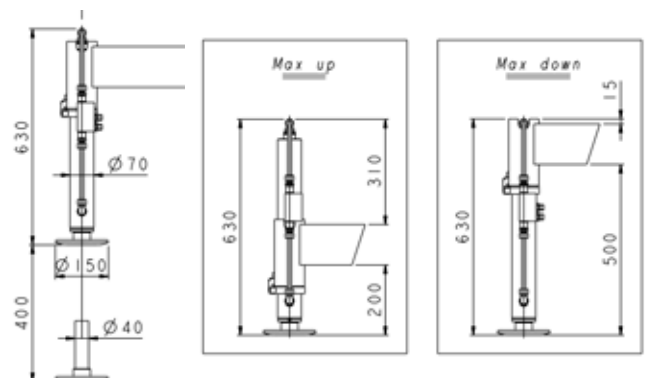


Stabiliser leg modell ML-F	K	L K	GIR
Part no. Non - CE	3384501	3384519	3385141

Technical drawing ML-F K



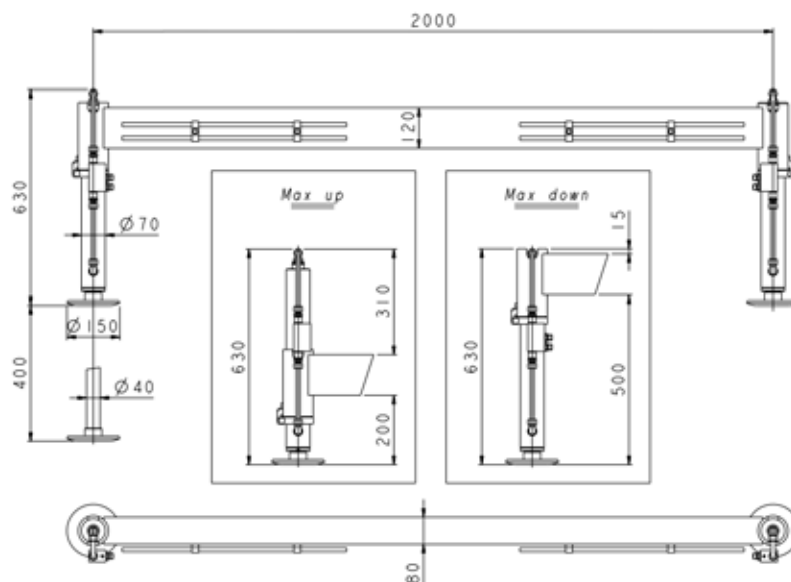
Technical drawing ML-F LK



FOR CRANE SIZE 4 - 10 TM

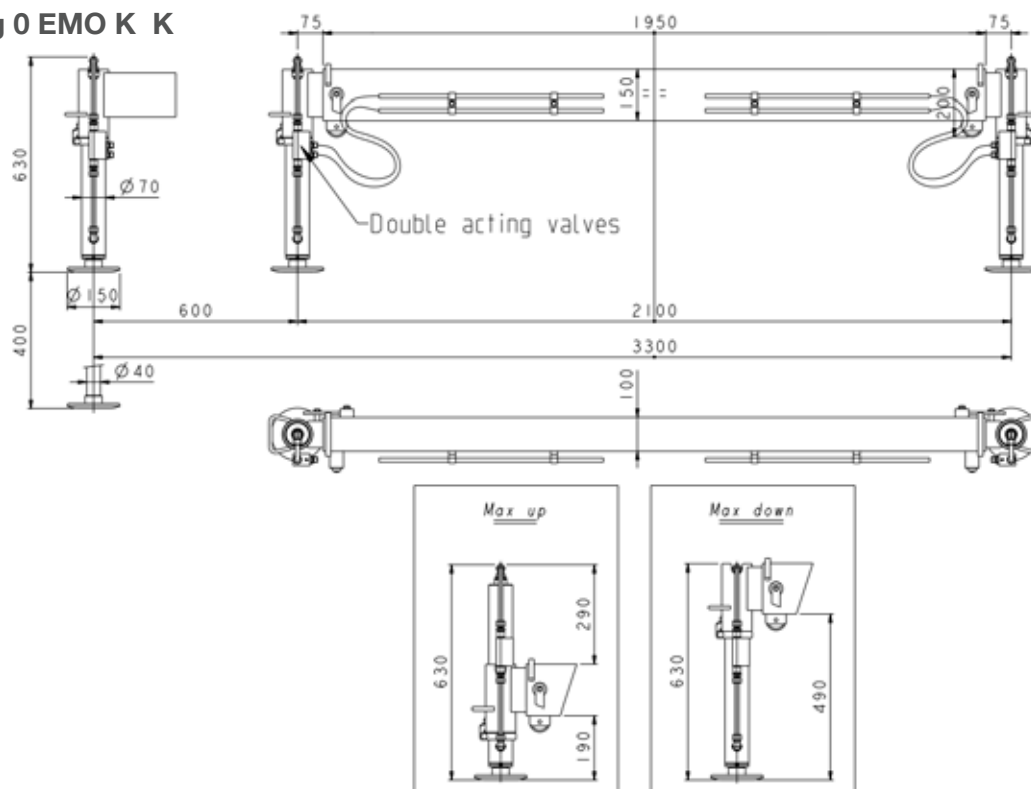
Stabiliser leg modell 0 F	K	GIR
Part no. Non – CE	3384527	3385159
Part no On/off sensors X4	3399761	3399770
Part no. On/off sensors Space evo	4621001	4621002

Technical drawing 0 F K F K



Stabiliser leg modell 0 EMO	K	GIR
Part no. Non – CE	3384551	3385205
Part no On/off sensors X4	3399788	3399796
Part no. On/off sensors Space evo	4621011	4621012

Technical drawing 0 EMO K K

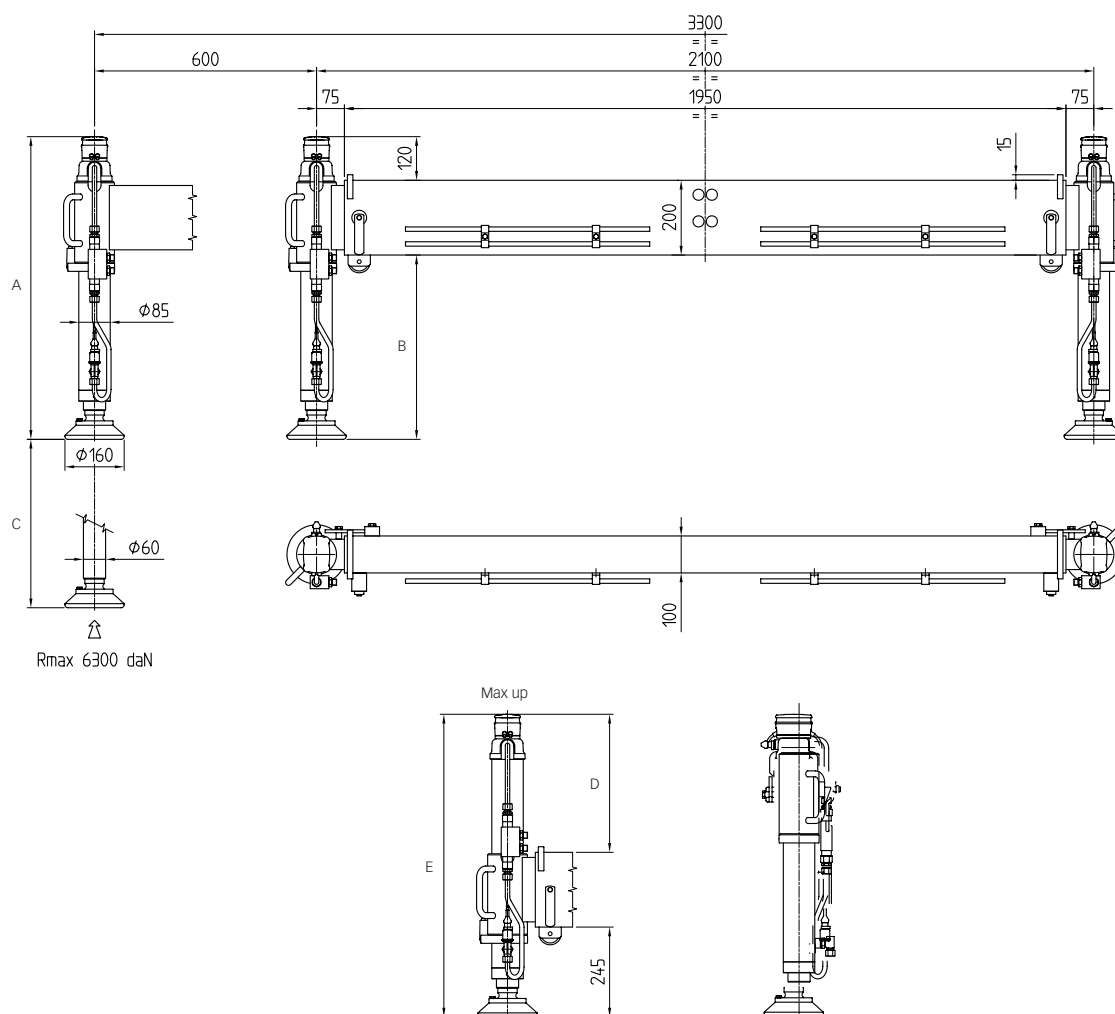




FOR CRANE SIZE 10 - 25 TM

Technical data 1 EMO	K	L K	GIR
Part no. Non – CE	3384586	3384594	3385213
Part no. On/off sensors X4	3393674	3393682	3398609
Part no. On/off sensors Space evo	4621013	4621014	4621015
A	820	920	845
B	500	600	628
C	450	550	455
D	375	475	-
E	820	920	-
Weight (kg)	180	185	200

Technical drawing



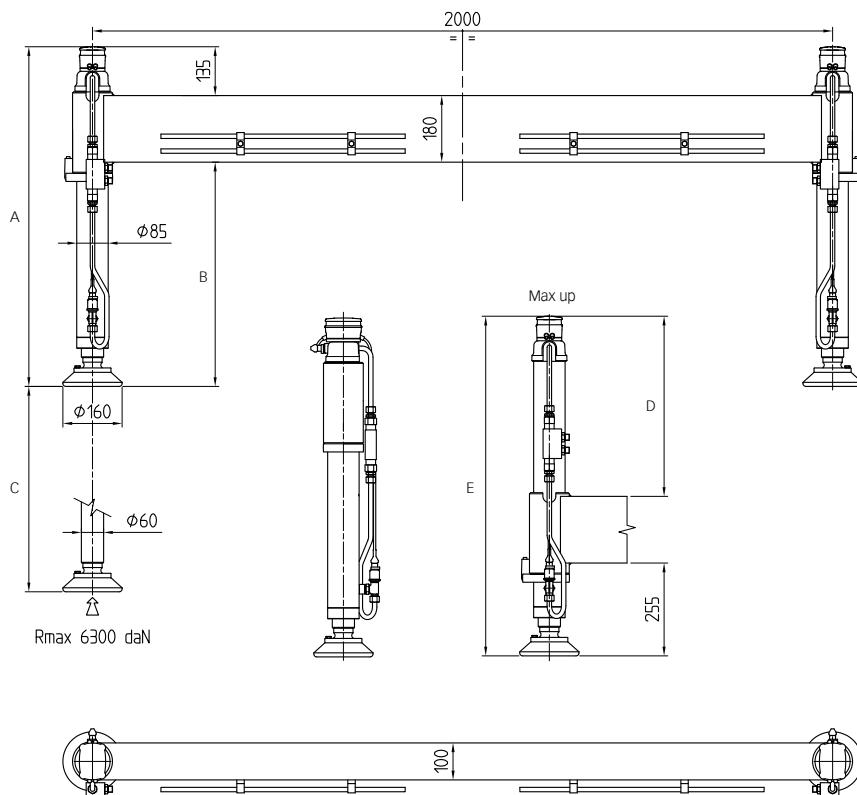
Accessories

For stabiliser beam model	ALL	0 EMO
Swivel foot 160 mm	3381030	-
Dual side controls, 2 f.	-	3385434
Support plates 300x300x30	3395791	-

FOR CRANE SIZE 10 - 25 TM

Technical data 1 F	K	L K	GIR
Part no. Non – CE	3384560	3384578	3385167
Part no. On/off sensors X4	3393623	3393631	3398595
Part no. On/off sensors Space evo	4621003	4621004	4621005
A	820	920	820
B	505	605	595
C	450	550	455
D	385	485	-
E	820	920	-
Weight (kg)	125	130	150

Technical drawing

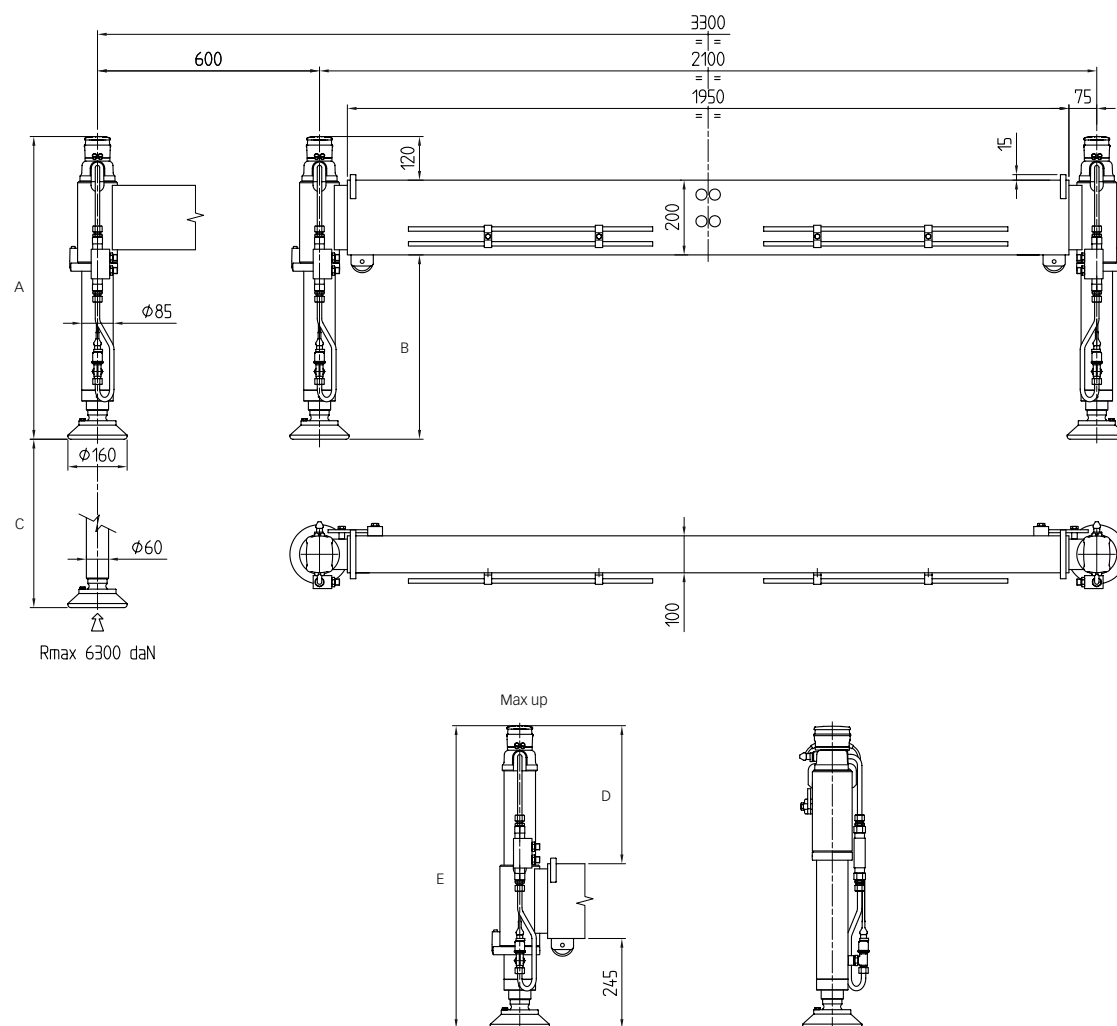




FOR CRANE SIZE 10 - 25 TM

Technical data 1 EHO	K	L K	GIR
Part no. Non – CE	3384608	3384616	3385248
Part no. On/off sensors X4	3393691	3393704	3398617
Part no. On/off sensors Space evo	4621016	4621017	4621018
A	820	920	841
B	500	600	625
C	450	550	455
D	375	475	-
E	820	920	-
Weight (kg)	200	205	220

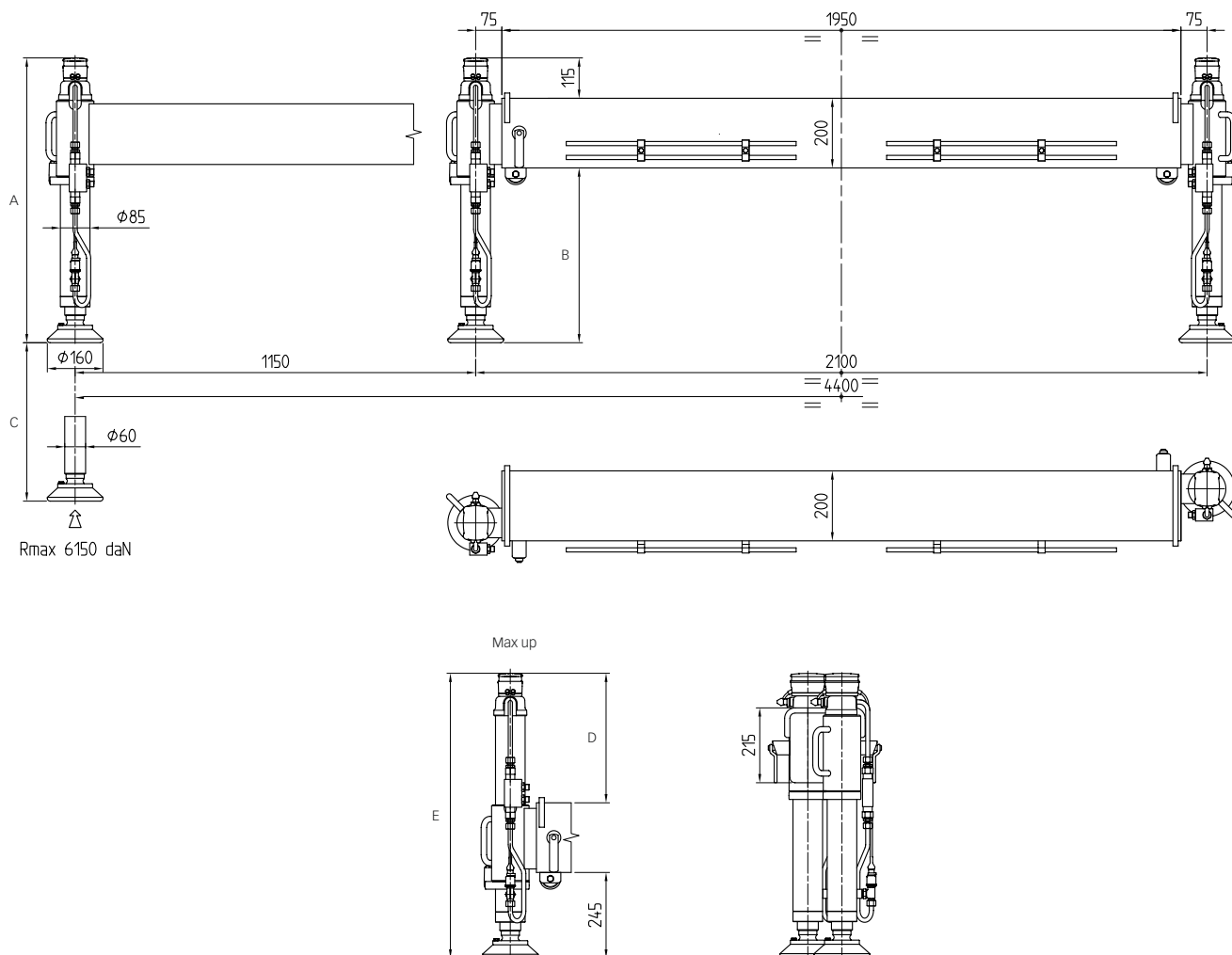
Technical drawing



FOR CRANE SIZE 10 - 25 TM

Technical data 1 EMA	K	L K	GIR
Part no. Non – CE	3384624	3384632	3385272
Part no. On/off sensors X4	3393771	3393780	3398625
Part no. On/off sensors Space evo	4621030	4621031	4621032
A	820	920	827
B	505	605	619
C	450	550	450
D	375	475	-
E	820	920	-
Weight (kg)	232	237	260

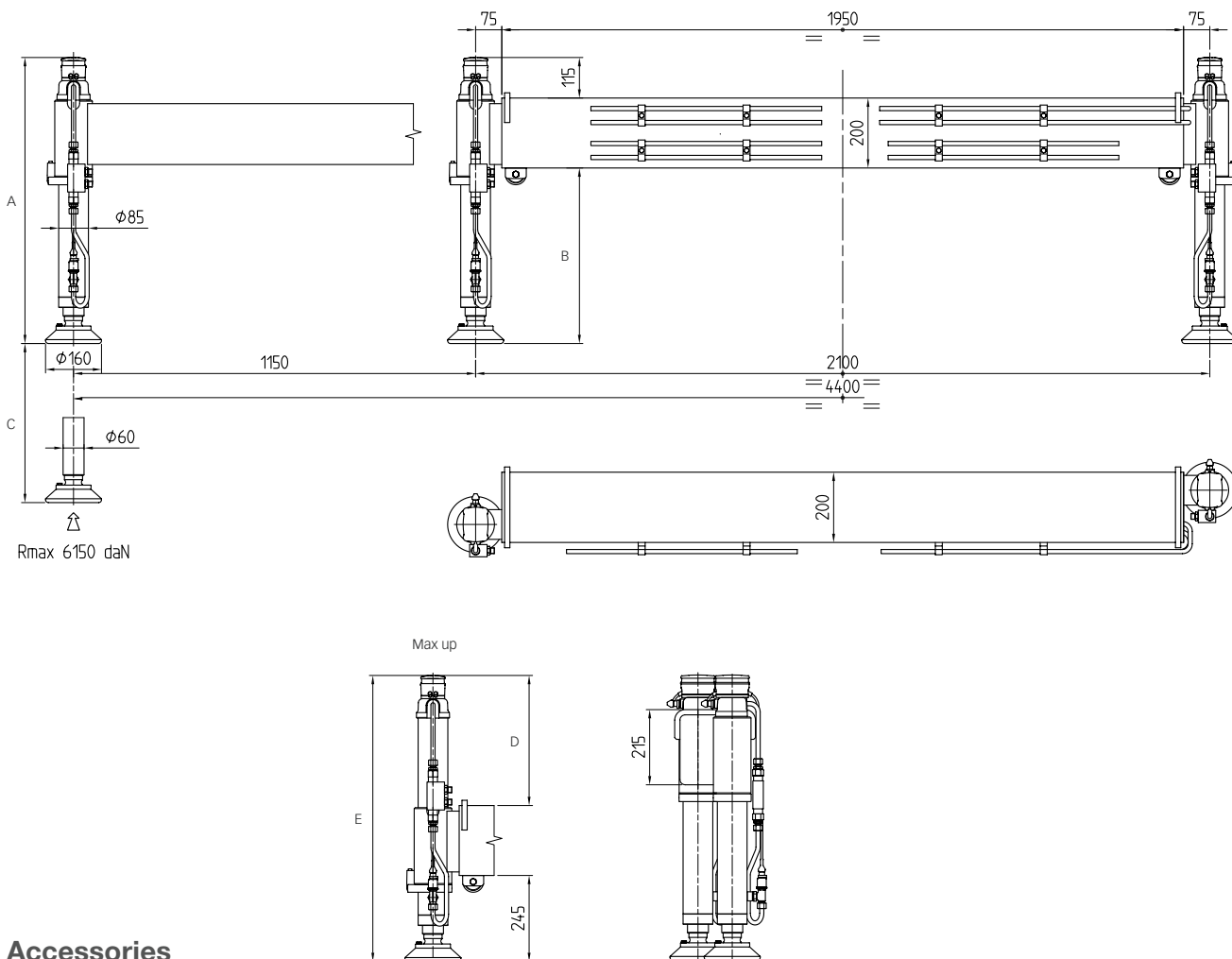
Technical drawing



FOR CRANE SIZE 10 - 25 TM

Technical data 1 EHA	K	L K	GIR
Part no. Non – CE	3384641	3384659	3385302
Part no. On/off sensors X4	3393798	3393801	3398633
Part no. On/off sensors Space evo	4621033	4621034	4621035
A	820	920	827
B	505	605	619
C	450	550	450
D	375	475	-
E	820	920	-
Weight (kg)	267	272	290

Technical drawing



Accessories

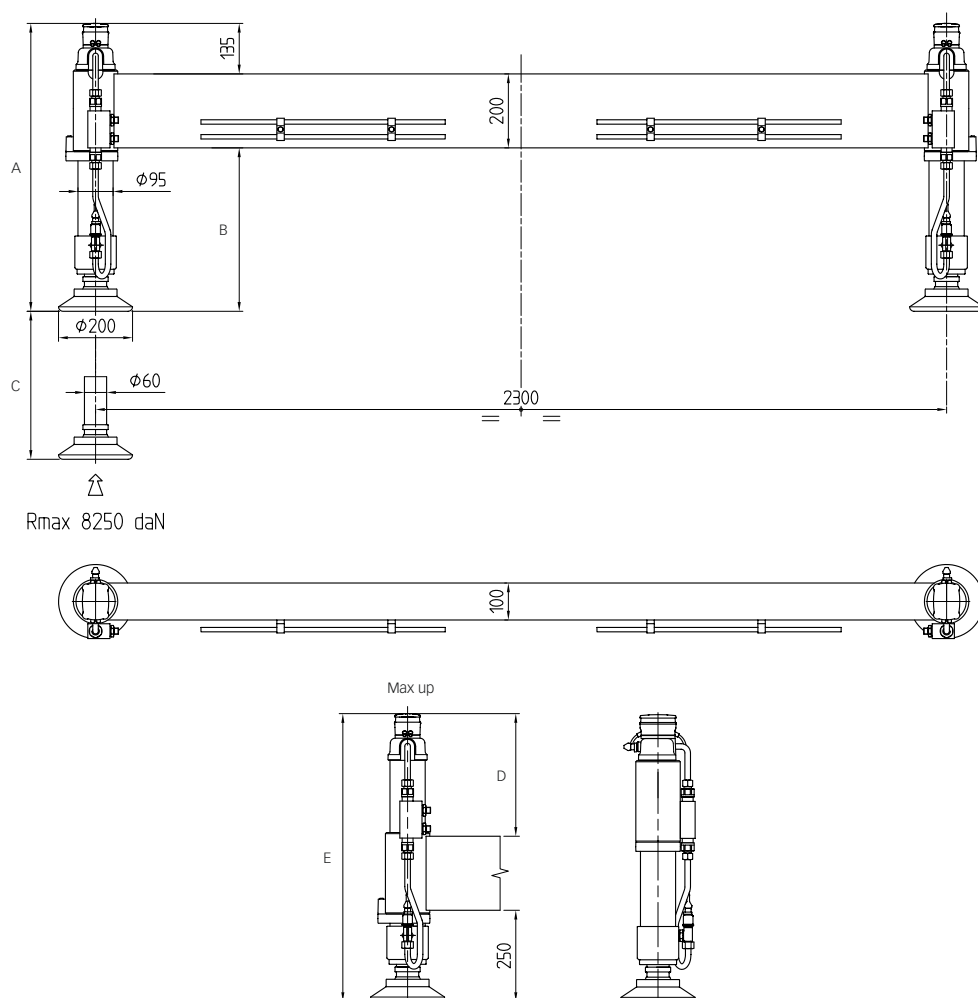
For stabiliser beam model	ALL	F	EMO	EHO	EMA	EHA
Swivel foot 160 mm	3381030	-	-	-	-	-
Dual side controls, 2 f.	-	3385434	3385434	-	3385434	-
Dual side controls, 4 f.	-	-	-	3380904	-	3380912
Rod extension 120 mm	3380866	-	-	-	-	-
Support plates 300x300x30	3395791	-	-	-	-	-



FOR CRANE SIZE 18 - 35 TM

Technical data 2 F	S K	K	L K	S-GIR	GIR
Part no. Non – CE	3384675	3384667	3384683	3385175	3385183
Part no. On/off sensors X4	3393640	3393658	3393666	3398641	3398650
Part no. On/off sensors Space evo	4621006	4621007	4621008	4621009	4621010
A	780	930	1030	787	937
B	445	559	695	525/530	675/680
C	400	550	650	400	550
D	330	480	580	-	-
E	780	930	1030	-	-
Weight (kg)	170	180	185	165	175

Technical drawing

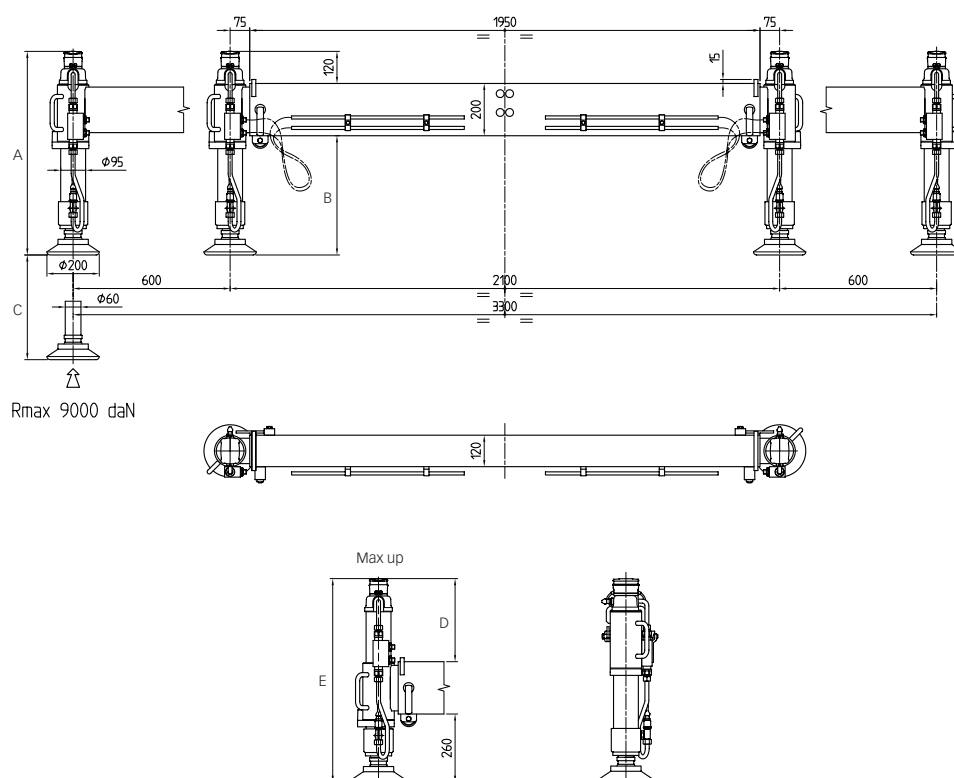




FOR CRANE SIZE 18 - 35 TM

Technical data 2 EMO	S K	K	L K	S-GIR	GIR
Part no. Non – CE	3384705	3384691	3384713	3385221	3385230
Part no. On/off sensors X4	3393712	3393721	3393739	3398668	3398676
Part no. On/off sensors Space evo	4621019	4621020	4621021	4621022	4621023
A	780	930	1030	800	948
B	460	610	710	582	730
C	400	550	650	400	550
D	320	470	570	-	-
E	780	930	1030	-	-
Weight (kg)	225	235	240	215	235

Technical drawing

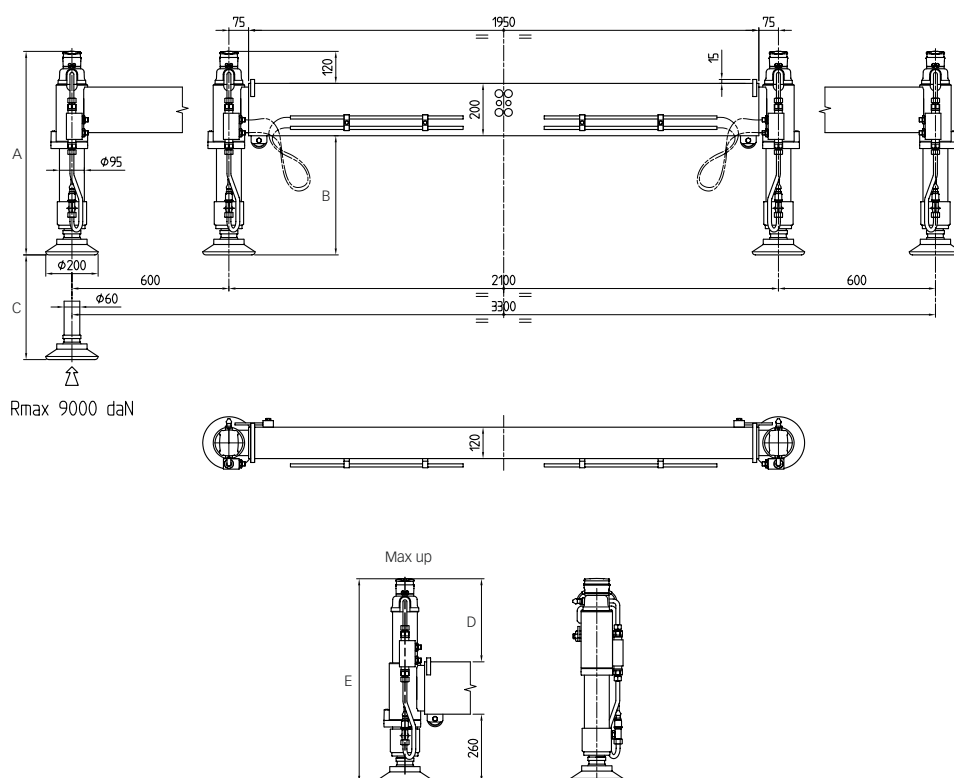




FOR CRANE SIZE 18 - 35 TM

Technical data 2 EHO	S K	K	L K	S-GIR	GIR
Part no. Non – CE	3384730	3384721	3384748	3385256	3385264
Part no. On/off sensors X4	3393747	3393755	3393763	3398684	3398692
Part no. On/off sensors Space evo	4621024	4621025	4621026	4621028	4621029
A	780	930	1030	798	950
B	460	610	710	582	732
C	400	550	650	400	550
D	320	470	1030	-	-
E	780	930	570	-	-
Weight (kg)	245	255	260	235	255

Technical drawing

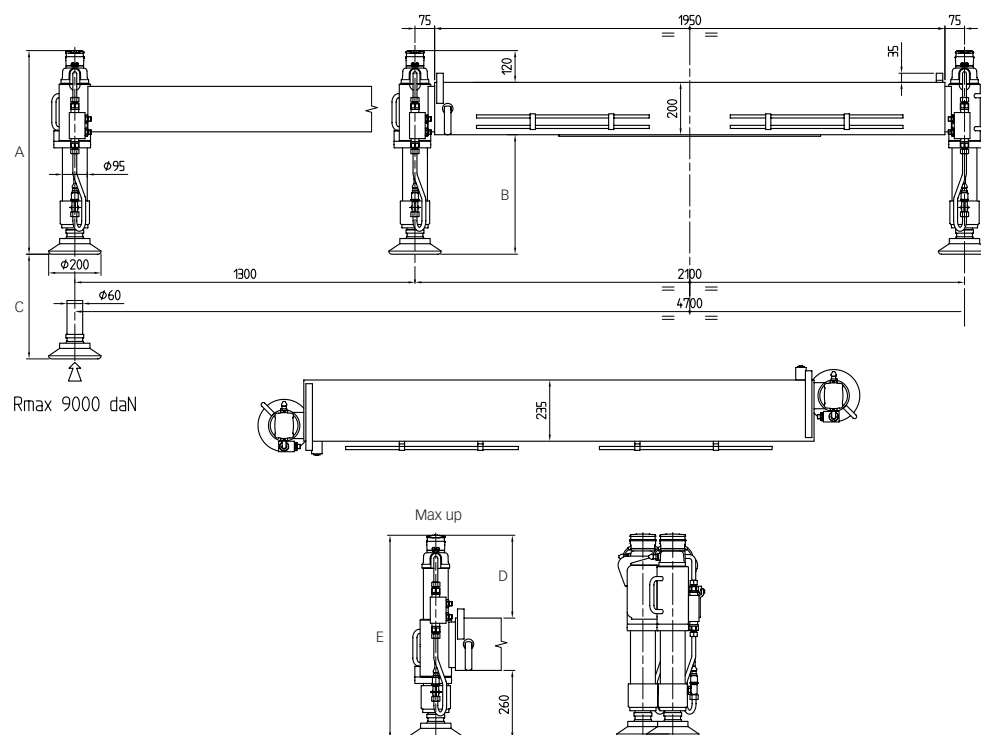




FOR CRANE SIZE 18 - 35 TM

Technical data 2 EMA	S K	K	L K	S-GIR	GIR
Part no. Non – CE	3384764	3384756	3384772	3385281	3385299
Part no. On/off sensors X4	3393810	3393828	3393836	3398706	3398714
Part no. On/off sensors Space evo	4621036	4621037	4621038	4621039	4621040
A	780	930	1030	818	929
B	460	610	710	583	727
C	400	550	650	400	550
D	320	470	570	-	-
E	780	930	1030	-	-
Weight (kg)	325	335	340	335	355

Technical drawing



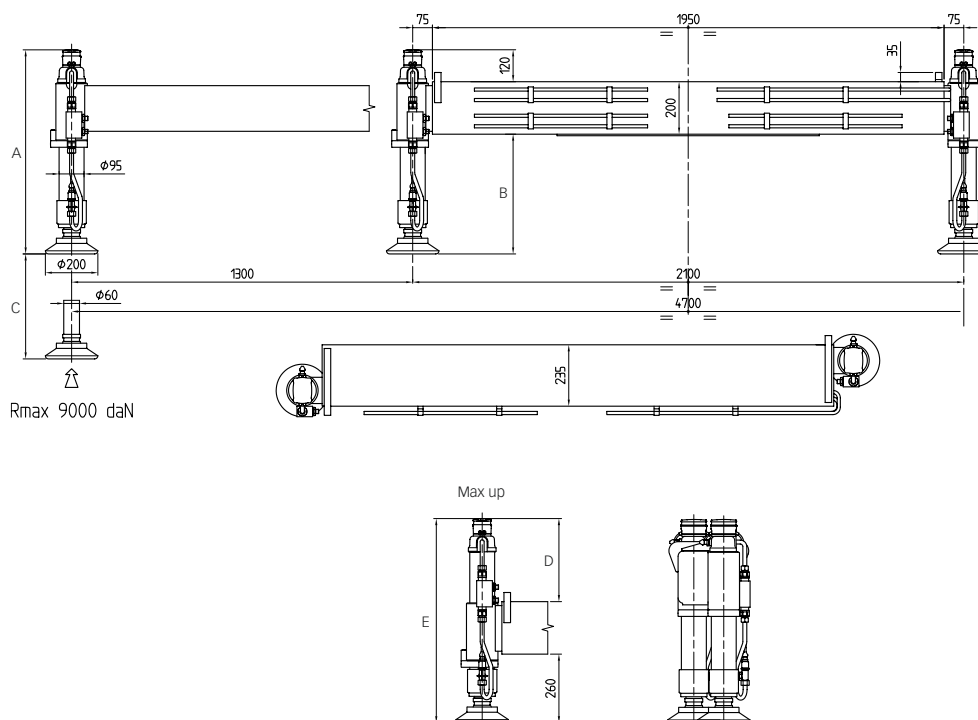


FOR CRANE SIZE 18 - 35 TM

Technical data 2 EHA	S K	K	L K	S-GIR	GIR
Part no. Non – CE	3384799	3384781	3384802	3385311	3385329
Part no. On/off sensors X4	3393844	3393852	3393861	3398722	3398731
Part no. On/off sensors Space evo	4621041	4621042	4621043	4621044	4621045
A	780	930	1030	779	967
B	460	610	710	577	733
C	400	550	650	400	550
D	320	470	570	-	-
E	780	930	1030	-	-
Weight (kg)	365	375	380	370	390

Stabiliser leg modell 2 ECHA K	-	S
Part no. Non – CE	3386392	3398951
Part no. Analogue - Wire sensors Space evo	4620992	-

Technical drawing



Accessories

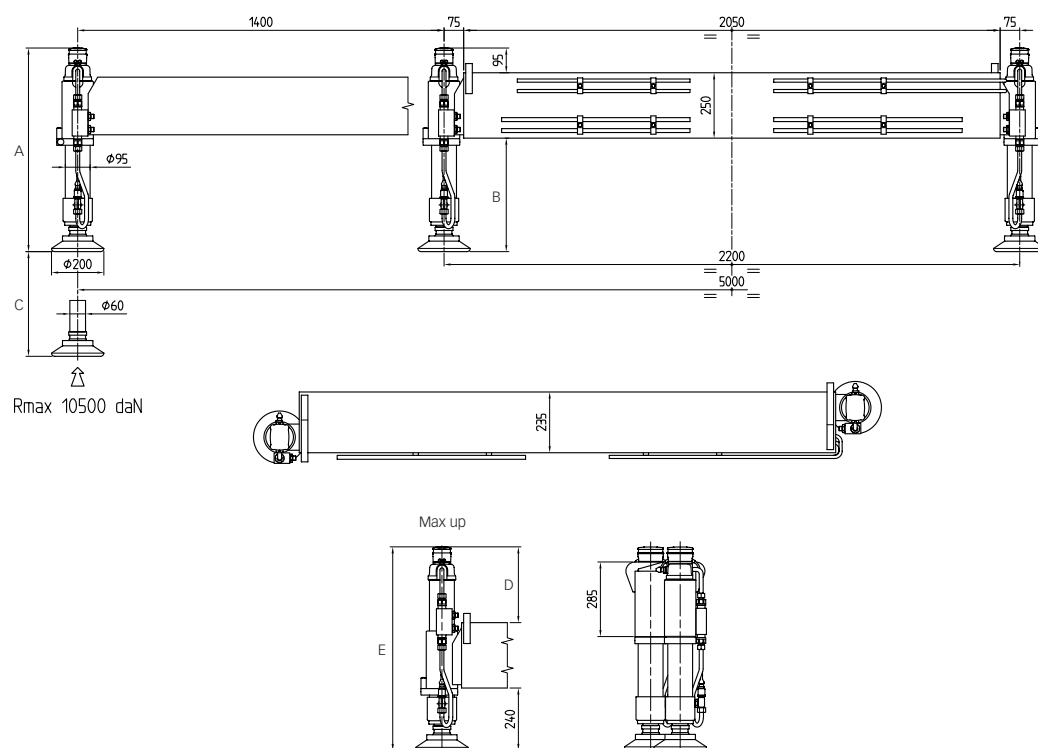
For stabiliser beam model	ALL	EMO	EHO	EMA	EHA
Swivel foot 200 mm	3380891	-	-	-	-
Dual side controls, 2 f.	-	3385434	-	3385434	-
Dual side controls, 4 f.	-	-	3380904	-	3380912
Rod extension 120 mm	3380874	-	-	-	-
Support plates 400x400x50	3395804	-	-	-	-



FOR CRANE SIZE 30 - 45 TM

Technical data 3 EHA	S K	K	L K	S-GIR	GIR
Part no. Non – CE	3394842	3394843	3394844	3394845	3394846
Part no. Analogue - wire sensors X4	3394881	3394882	3394884	3394885	3394886
Part no. On/off sensors X4	3394868	3394869	3394870		
Part no. Analogue - Wire sensors Space evo	4620927	4620928	4620929	4620930	4620931
A	780	930	1030	857	1007
B	435	585	685	573	723
C	400	550	650	400	550
D	290	440	540	-	-
E	780	930	1030	-	-
Weight (kg)	415	425	430	410	425

Technical drawing





FOR CRANE SIZE 40 - 60 TM

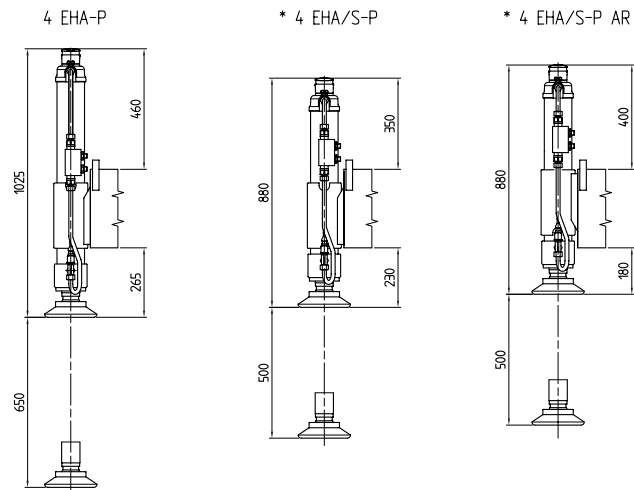
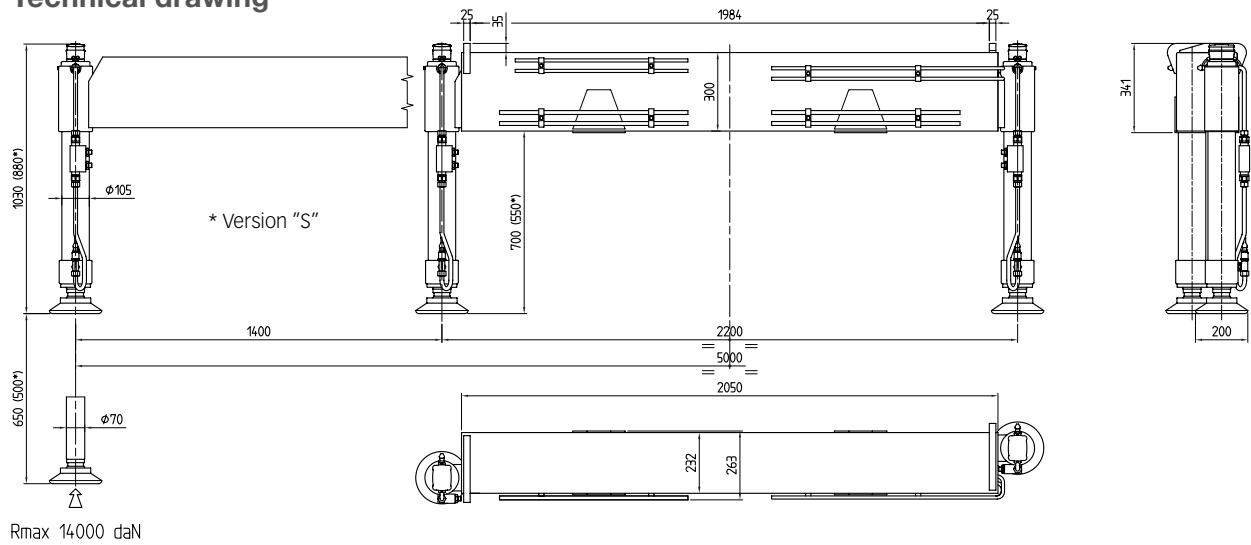
Stabiliser leg modell 4 EHA K	-	P	S	S-P	S-P AR	S-P AR PF
Part no. Non – CE	3394847	3394848	3394849	3394851	3394852	3394853
Part no. Analogue - wire sensors X4	3394887	3394888	3394889	3394890	3394892	-
Part no. On/off sensors X4	3394871	3394872	3394873	3394874	3394876	-
Part no. Analogue - Wire sensors Space evo	4620932	4620933	4620934	4620935	4620936	-

Stabiliser leg modell 4 ELHA K	-	P	S	S-P	S-P AR	S-P AR PF
Part no. Non – CE	-	-	-	-	-	-
Part no. Analogue - wire sensors X4	4634498	4634499	4634500	4634501	4634502	-
Part no. Analogue - Wire sensors Space evo	4620949	4620950	4620951	4620952	4620953	

Stabiliser leg modell 4 EHA - Tilttable	S-GIR 45°	S-GIR 90°	GIR 45°	GIR 90°
Part no. Non – CE	3394854	3394855	3394656	3394857
Part no. Analogue - wire sensors X4	3394893	3394894	3394895	3394896
Part no. Analogue - Wire sensors Space evo	4620937	4620938	4620939	4620940

Stabiliser leg modell 4 ECLHA - For mounting behind cabin	K	S K
Part no. Non – CE	4634495	4634494
Part no. Analogue - wire sensors X4	4634504	4634503
Part no. Analogue - Wire sensors Space evo	4620994	4620993

Technical drawing



Accessories

For stabiliser beam model	ALL	3 EHA	4 EHA
Dual side controls, 4 f.	-	3380912	3380912
Rod extension 120 mm	3380874	-	-
Hose reels	-	-	3385451
Support plates 500x500x60	3395812	-	-

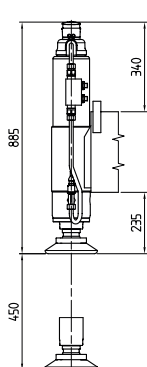
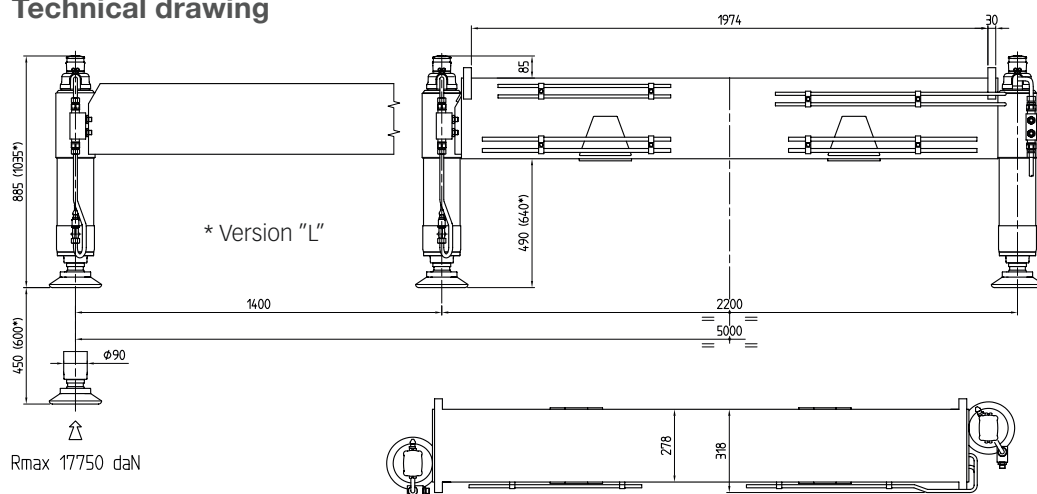


FOR CRANE SIZE 50 - 80 TM

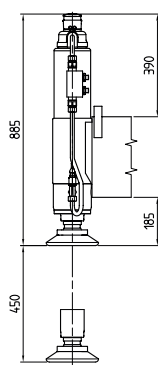
Stabiliser leg modell 5 EHA	S	S-P	S-P AR	L	S-P CP AR
Part no. Non – CE	3394858	3394860	3394861	3394862	-
Part no. Analogue - wire sensors X4	3394897	3394898	3394899	3394900	-
Part no. On/off sensors X4	3394877	3394878	3394879	3394880	-
Part no. Analogue - Wire sensors Space evo	4620941	4620942	4620943	4620944	4620988
Weight (kg)	680				

Stabiliser leg modell 5 EHA - Tilttable	S-GIR 45°	S-GIR 90°	L-GIR 45°	L-GIR 90°
Part no. Non – CE	3394863	3394864	3394865	3394866
Part no. Analogue - wire sensors X4	3394901	3394902	3394903	3394904
Part no. Analogue - Wire sensors Space evo	4620945	4620946	4620947	4620948

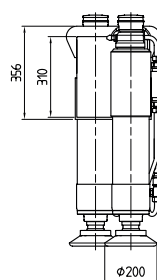
Technical drawing



Version S-P



Version S-P AR



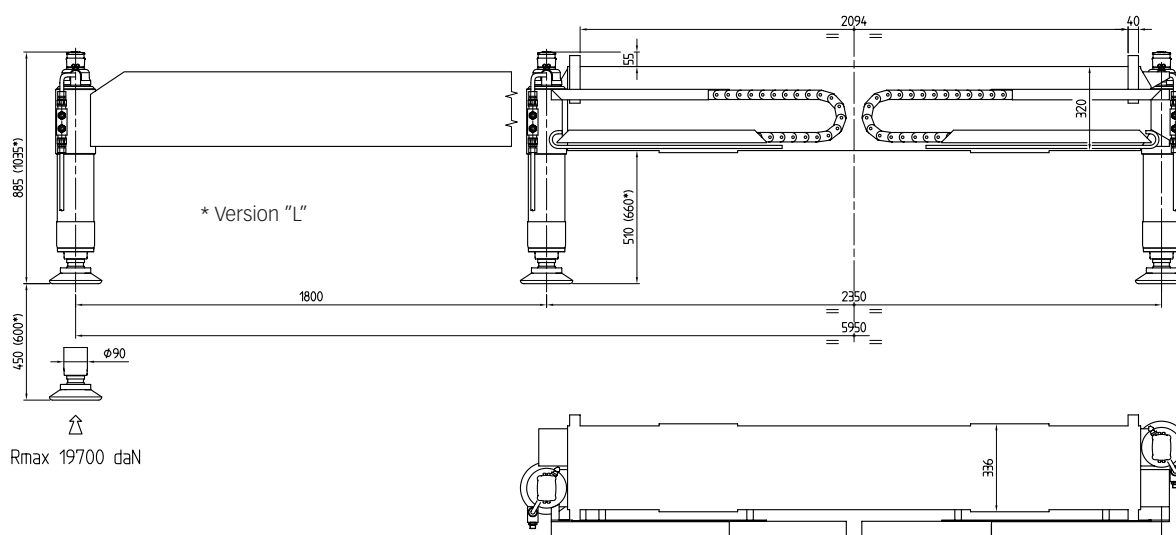


FOR CRANE SIZE 50 - 80 TM

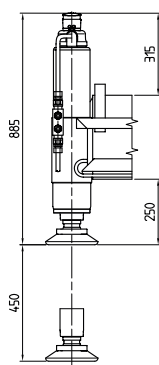
Stabiliser leg modell 5 ELHA	S	S-P	S-P AR	L	S-P CP AR
Part no. Non – CE	3384888	3385051	3385060	3384896	3397432
Part no. Analogue - wire sensors X4	3398331	3398340	3398358	3398366	3398374
Part no. Analogue - Wire sensors Space evo	4620954	4620955	4620956	4620957	4620989
Weight (kg)	830				

Stabiliser leg modell 5 EXHA HR	S	S-P	S-AR	L-AR
Part no. Non – CE	-	-	-	-
Part no. Analogue - wire sensors X4	-	-	-	-
Part no. Analogue - Wire sensors Space evo	4620974	4620975	4620976	4620977

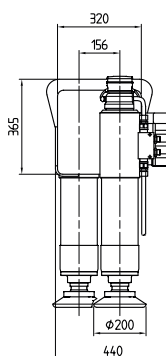
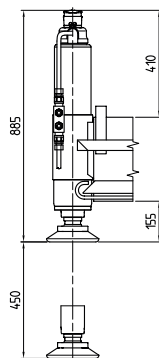
Technical drawing



5 ELHA SP



5 ELHA SP/AR





FOR CRANE SIZE 50 - 80 TM

Stabiliser leg modell 5 EXHA	S	S-P	S-AR	L-AR	S-P CP AR
Part no. Non – CE	3384900	3385078	3385086	3384918	-
Part no. Analogue - wire sensors X4	3398251	3398269	3398277	3398285	3398382
Part no. Analogue - Wire sensors Space evo	4620958	4620959	4620960	4620961	4620990

Stabiliser leg modell 5 EXHA - Tilttable	S-GIR 45°	S-GIR 90°	L-GIR 45°	L-GIR 90°
Part no. Non – CE	-	3385396	-	-
Part no. Analogue - wire sensors X4	-	3398293	-	-
Part no. Analogue - Wire sensors Space evo	4620962	4620963	4620964	4620965

Stabiliser leg modell 5 EXPHA	S	S-P	L
Part no. Non – CE	3384926	3385094	3384934
Part no. Analogue - wire sensors X4	3398307	3398315	3398323
Part no. Analogue - Wire sensors Space evo	4620982	4620983	4620984

Accessories

For stabiliser beam model	ALL	EHA	ELHA	EXHA	EXPHA
Dual side controls, 4 f.	-	3380912	3385442	-	-
Rod extension 120 mm	-	-	-	-	-
Hose reels	-	3385451	3385451	3385469	(included)
Support plates 500x500x60	3395812	-	-	-	-

FOR CRANE SIZE 70 - 100 TM

Stabiliser leg modell 6 EXHA	S	S-P	S-AR	L-AR	S-P CP AR
Part no. Non – CE	3384942	3385108	3385116	3384951	-
Part no. Analogue - wire sensors X4	3398170	3398188	3398196	3398200	3398391
Part no. Analogue - Wire sensors Space evo	4620966	4620967	4620968	4620969	4620991

Stabiliser leg modell 6 EXHA - Tilttable	S-GIR 45°	S-GIR 90°	L-GIR 45°	L-GIR 90°
Part no. Non – CE	-	3385418	-	-
Part no. Analogue - wire sensors X4		3398218		
Part no. Analogue - Wire sensors Space evo	4620970	4620971	4620972	4620973

Stabiliser leg modell 6 EXHA HR	S	S-P	S-AR	L-AR
Part no. Non – CE	-	-	-	-
Part no. Analogue - wire sensors X4	-	-	-	-
Part no. Analogue - Wire sensors Space evo	4620978	4620979	4620980	4620981

Stabiliser leg modell 6 EXPHA	S	S-P	L
Part no. Non – CE	3384969	3385124	3384977
Part no. Analogue - wire sensors X4	3398226	3398234	3398242
Part no. Analogue - Wire sensors Space evo	4620985	4620986	4620987



FOR CRANE SIZE 90 - 140 TM

Stabiliser leg modell 7 EXPHA	S	S-P	L
Part no. Non – CE	3384985	3385132	3384993

Accessories

For stabiliser beam model	ALL	6 EXHAA	6 EXPHA	7EXPHA
Hose reels	-	3385469	(included)	(included)
Support plates 500x500x60	3395821	-	-	-



CYLINDERS FOR FRONT CHASSIS MOUNTING

The front stabilizer kits consist of cylinder sleeves that need to be welded onto the flanges used to secure the cylinders at the front of the truck. It's important not to weld the sleeves directly onto the cylinders. To weld the sleeves properly, they must first be detached from the cylinder.

Technical data	GR 4/S K	GR 5/S	GR 5/L
Part no.*	4634497	3399567	3399575
Part no.**	4634506	3399591	3399605
Part no.***	4620998	4620999	4621000
Max Force (daN)	19000	25000	25000
Weight (kg)	57	79	92

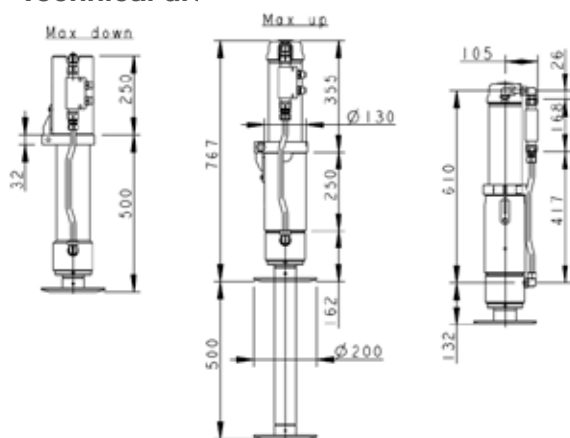
*Single Front Cylinder with stiff foot plates

**Single Front Cylinder prepared for VSL Sensors X4 with swivel foot plates

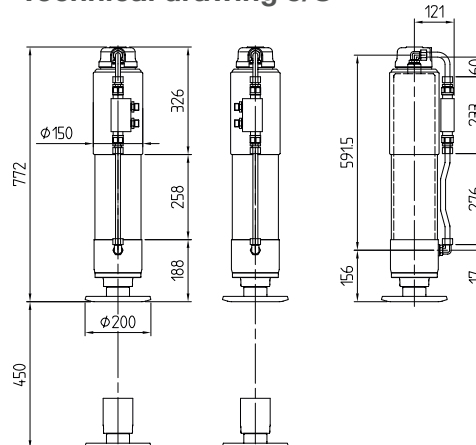
***Single Front Cylinder prepared for Space Evo with swivel foot plates

Accessories	Part no.
Electronic Kit for X4/VSL (one leg)	3864219
Splitter X4/VSL (for 2 legs)	3862411
Electronic Kit for Space evo (one leg)	4604462

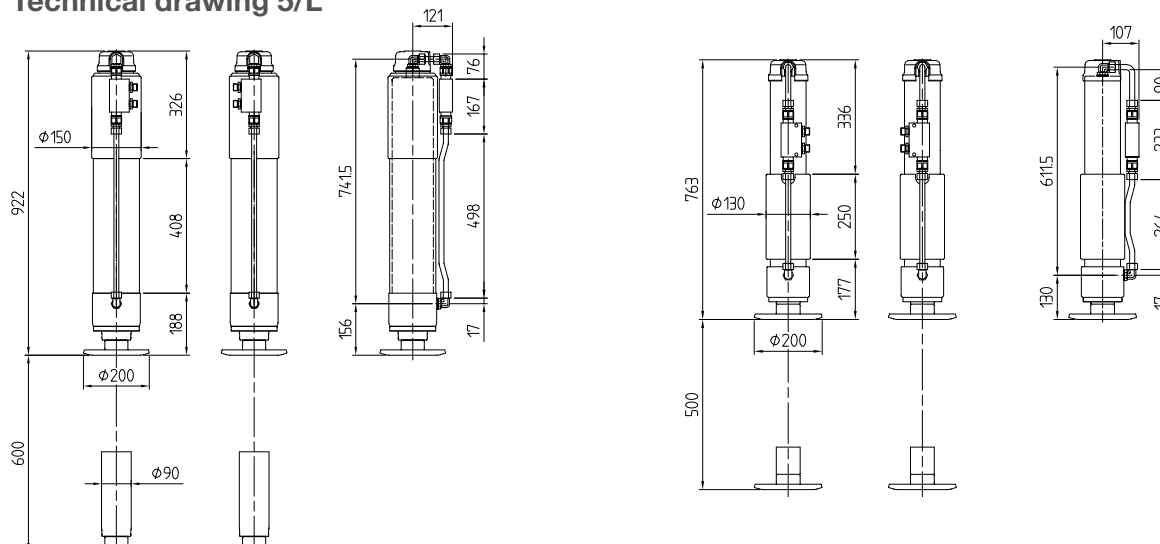
Technical drawing 4/S K



Technical drawing 5/S



Technical drawing 5/L





HIAB BRANDED STABILISER PADS

Kits for easy installation or single pads for the Crane's and the Auxiliary stabilizer's legs.

High quality material ensures best performance and safety.

Traditional stabiliser pads and pads with spikes for ground covered with snow or ice.

Dimensions (mm)	For crane size (tm)	Single stabilizer pad	Kit:1 pad with holder	Kit: 2 pads with holder	Single holder	Double holder
300 x 300 x 40	1-5	3395791	3399930	3399132	3399965	3399167
300 x 300 x 40 with spikes	1-5	3394616	3394621			
400 x 400 x 50	5-12	3395804	3399931	3399133	3399966	3399168
400 x 400 x 50 with spikes	5-12	3394617	3394622	3394626		
500 x 500 x 60	12-25	3395812	3399940	3399141	3399974	3398749
500 x 500 x 60 with spikes	12-25	3394618	3394623	3394627		
600 x 600 x 60	25-45	3395821	3399958	3399150	3399982	3399176
600 x 600 x 60 with spikes	25-45	3394619	3394624	3394628		
800 x 800 x 60	45-	3395825				3399178
Round Ø 400 x 80	5-15	3395822	3399130		3399963	
Round Ø 500 x 80	15-20	3395823	3399131		3399964	



HIAB POWER PACK FOR CRANES

Application: Stationary cranes, Recycling

Technical data	22 kW	30 kW	37kW	45 kW
Part no	3396159	3396160	3396161	3396163
Oil volume (litres)	210	210	210	210
Motor size (kW)	22	30	37	45
Oil flow (l/min)	36	49	58	81
Weight (kg)	344	370	454	484
Max working pressure (bar)	364	365	383	333
Height (mm)	1500	1470	1580	1600

Crane model	22 kW	30 kW	37kW	45 kW
X-CLX 078, 088	x			
X-DUO 078, 088	x			
X-CLX 102, 112, 128, 148, 178, 218		x		
X-DUO 102, 112, 128, 148, 178, 218, 248		x		
X-HiDuo 082, 092, 108, 112, 118, 138, 158		x		
X-HiDuo 188			x	
X-HiPro* 122, 142, 162			x	
X-CLX 218, 248, 288, 328, 388, 398, 528				x
X-HiDuo 228, 258, 288, 298				x
X-HiPro* 192, 232, 262, 302, 362, 408, 418				x

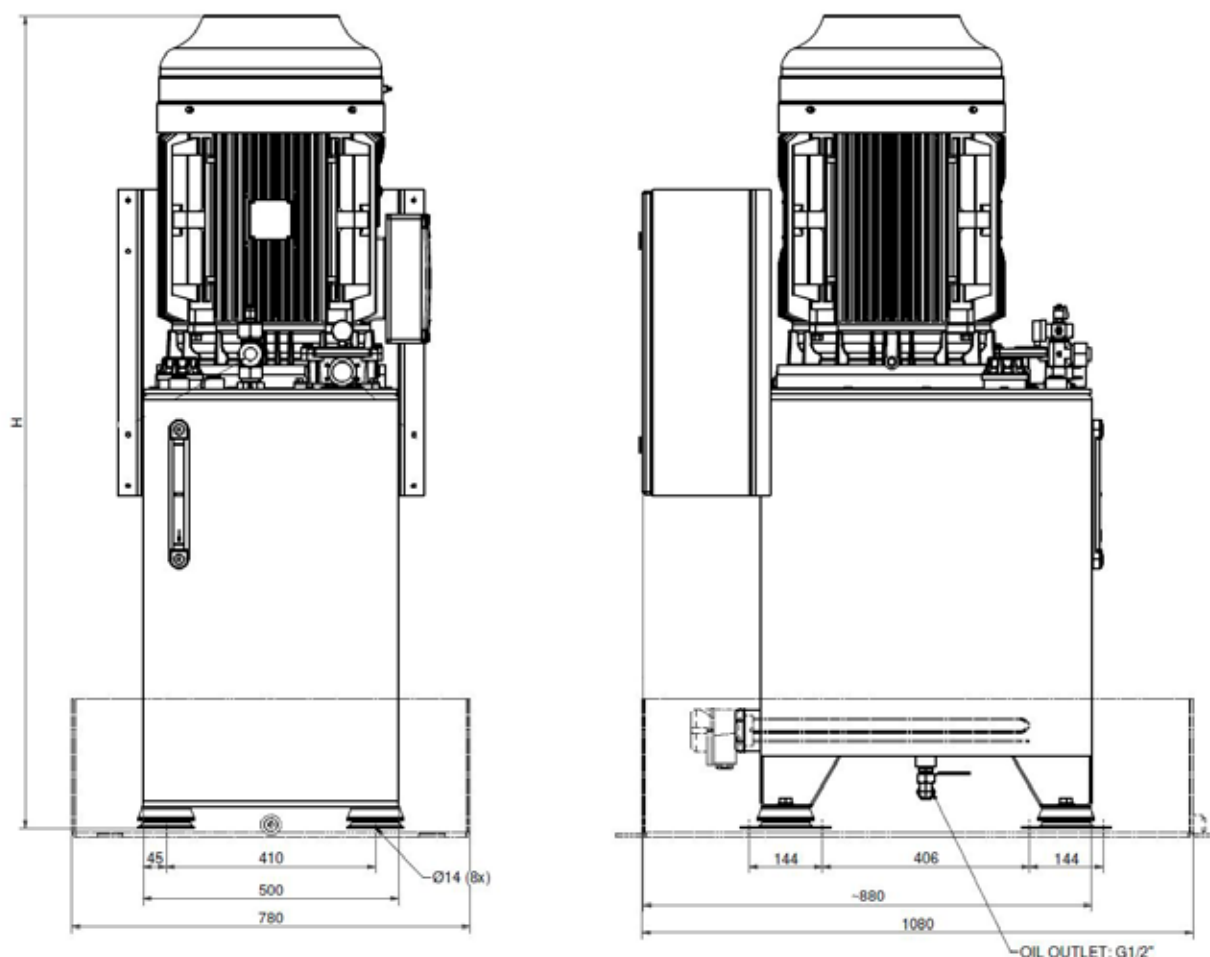
* only for crane prepared for fixed pump

Accessories	All
Oil Heater	3396164
Oil Spill protection 1200 x 800 mm	3396165



HIAB POWER PACK PPA 210

Technical drawing



INCLUDED PARTS:

- Electrical Motor 400 V/50 Hz, IP 54, Insulation class F. 22 – 45 kW
- 210 liter Oil Tank in Painted steel, RAL 9005
- Oil Return Filter 280 l/min capacity, filtration 10 µm
- Oil Level & temperature switch
- Oil Pump Hiab SAP series with fixed displacement
- Vibration Damper
- Y/D-Starter with 24 VDC output
- Hose- and Coupling kit

HIAB ePTO FOR CRANES



Operate your loader crane with a truly sustainable solution, by installing Hiab's second generation ePTO 44 (electro-hydraulic system) alongside your engine-driven system. The ePTO 44 optimised performance offers more power with less weight, and your crane operator can work with the engine switched off – quietly, and free from exhaust fumes.

Use the ePTO 44 to electrically power your loader crane with its plug-in system, instead of the vehicle's engine. Discover the many benefits of using electric power instead of conventional diesel power:

Sustainable operations: This fully electric solution allows the crane to be operated with the engine switched off, reducing your carbon footprint by 60% (manufacturing and use).

Extended business area: With zero emissions at point of use the crane can be operated in emission restricted zones and is great for indoor and tunnel operations, and for environments with many people.

It makes operations nearly silent, ideal for early mornings or night time deliveries, and for use in urban or other noise-restricted areas.

Healthier working environment: The ePTO 44 dramatically reduces noise from the crane, and when the crane is not moving there is no noise at all. On-site communication is easier and operator fatigue is reduced since noise and exhaust fumes are eliminated.

Lower operating costs: Operating a crane with electricity reduces energy costs by up to 90%, when compared to diesel. Energy efficiency is higher since the ePTO 44 only delivers the required energy to move the crane, and no energy is lost when idling. Vehicle operating hours are reduced as the ePTO allows the crane to be operated with the truck engine switched off.

Great driveability: The fully integrated ePTO 44 solution for HIAB cranes offers excellent driveability for a superior operator experience, while still offering the same lifting capacity as a conventional crane.

HOW EPTO 44 WORKS

The electric Power Take Off (ePTO) system consists of a battery, an electric motor, a hydraulic pump and a smart electronic control system. All nicely packaged on the truck chassis. The status of the ePTO 44 is visible in the CombiDrive 4 display or on a display mounted on the crane.

Safe and silent operations

It's easy to use the ePTO 44 with a HIAB X-Hi-Pro loader crane. Crane capacity is the same, and the trusted HIAB operational response is even enhanced. When the crane is not in use the electric pump is automatically switched off to save energy and battery capacity. And the ePTO 44 starts up again as soon as you move a control lever. The crane is totally silent when not moving, enabling safe communication and a greatly improved working environment. And peak noise only gets up to 75 dB when the crane is moving, which is the same as your washing machine!

Powerful battery with ample capacity

The ePTO 44 battery has a capacity of 44 kWh, which is more than sufficient for a full day of intense crane action. An average crane needs to be charged after 3 – 4 days of action. The battery is usually recharged at night but can also be charged wherever an electric supply is available.

Standard hydraulic pump

for extreme use days The truck can also be equipped with a conventional hydraulic pump on the transmission power take off (PTO), which uses hydraulic oil supplied by the conventional hydraulic pump when engaged. The ePTO 44 will not start in this mode.

All HIAB safety and performance features available

The HIAB X-HiPro loader crane with ePTO 44 has all HiPro features such as Crane Tip Control and Load Stability System. These features enable quick and easy crane operation, as well as an optimised hydraulic system that cuts energy losses to a minimum. This means that loading and unloading can be completed with minimal energy requirements at maximum possible speed.



PB-ACC-EN-VW_230622

BUILT TO PERFORM

Hiab Group is the world's leading provider of on-road load handling equipment, intelligent services, smart and connected solutions. Hiab Group's class-leading load handling equipment includes HIAB, EFFER and ARGOS loader cranes, LOGLIFT and JONSERED forestry and recycling cranes, MOFFETT and PRINCETON truck mounted forklifts, MULTILIFT skiploaders and hooklifts, and tail lifts under the ZEPRO, DEL, and WALTCO brands. As the industry pioneer and with a proud 75 year history, Hiab Group is committed to be the preferred partner and solution provider to its customers and shape the future of intelligent load handling.

hiab.com

Hiab is part of Cargotec Corporation.

cargotec.com



HIAB